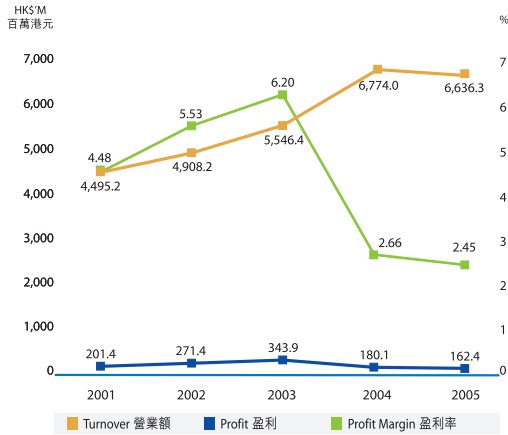


FINANCIAL AND STATISTICAL HIGHLIGHTS • 財務及統計摘要

		2005 HK\$Mil 百萬港元	2004 HK\$Mil 百萬港元	Changes 變動
Operating Results	營運業績			
Turnover	營業額	6,636.3	6,774.0	-2.03%
Profit	盈利			
Total	總值	162.4	180.1	-9.83%
Profit margin	盈利率	2.45%	2.66%	
Per share (cents)	每股(仙)			
– Basic	– 基本	20.46	22.75	-10.07%
– Diluted	– 攤薄	N/A	22.73	N/A
Dividends	股息			
(after inclusion of proposed final dividend)	(已包括擬付之末期股息在內)			
Per share (cents)	每股(仙)	10.00	11.00	-9.09%
Dividend payout ratio	派息比率	48.88%	48.35%	
Financial Position at Year End	於年度終結時之財務狀況			
(after inclusion of proposed final dividend)	(已包括擬付之末期股息在內)			
Net current assets	流動資產淨值	2,300.3	2,208.9	4.14%
Total assets	資產總值	6,228.5	6,093.6	2.21%
Long-term bank borrowings	長期銀行借貸	1,915.4	1,719.0	11.43%
Bank borrowings	銀行借貸	2,227.8	2,288.9	-2.67%
Net bank borrowings	銀行借貸淨值	1,690.5	1,981.2	-14.67%
Total liabilities	負債總值	3,510.8	3,466.2	1.29%
Contingent liabilities	或然負債	38.0	63.5	-40.16%
Tangible net worth	有形淨值	2,717.7	2,625.0	3.53%
Net asset value per share (cents)	每股資產淨值(仙)	342.27	330.91	3.43%
Capital expenditure	資本開支	415.6	359.8	15.51%
(after inclusion of interest capitalised)	(已包括化作資產之利息)			
Financial Statistics	財務統計			
(after inclusion of proposed final dividend)	(已包括擬付之末期股息在內)			
Current ratio	流動比率	2.63	2.38	
Long-term bank borrowings ratio	長期銀行借貸比率	0.70	0.65	
Bank borrowings ratio	銀行借貸比率	0.82	0.87	
Net bank borrowings ratio	銀行借貸淨值比率	0.62	0.75	
Gearing ratio	資本負債比率	1.31	1.34	
Return before tax on average equity	除稅前之平均股東基金回報率	7.05%	8.32%	
Interest cover ratio	利息比率	4.23	6.30	

FINANCIAL AND STATISTICAL HIGHLIGHTS • 財務及統計摘要

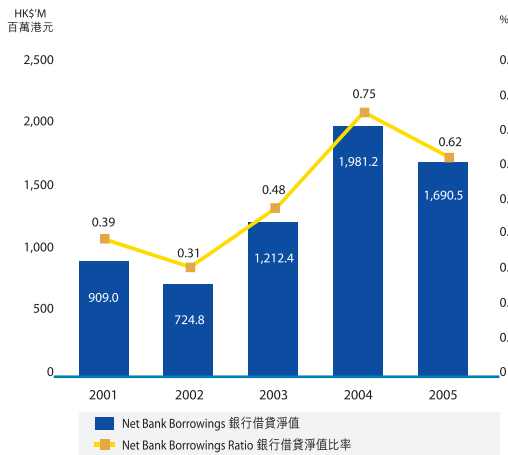
Turnover, Profit and Profit Margin
營業額、盈利及盈利率



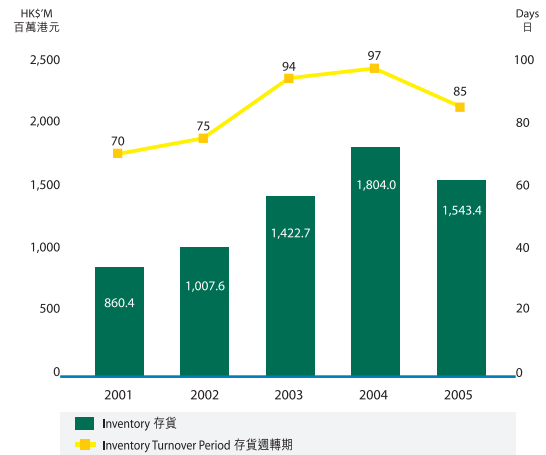
Total Assets and Shareholders' Funds
資產總值及股東基金



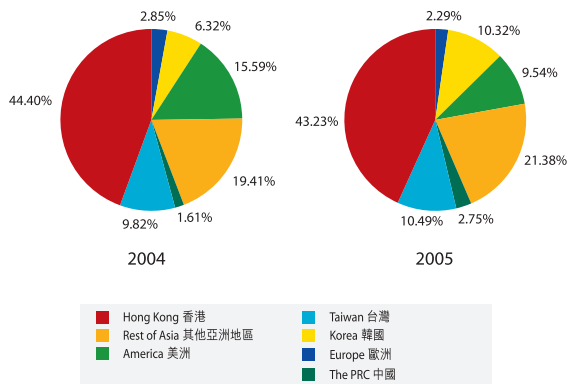
Net Bank Borrowings and Net Bank Borrowings Ratio
銀行借貸淨值及銀行借貸淨值比率



Inventory and Inventory Turnover Period
存貨及存貨週轉期



Source of Turnover by Geographical Segments
(billing addresses of customers)
營業額—按地域分類 (按客戶帳單地址)



Source of Turnover by Business Segments
營業額—按業務分類

