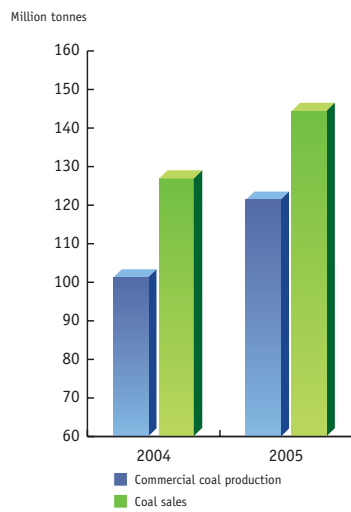
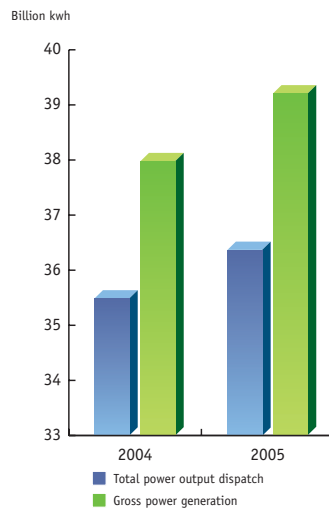


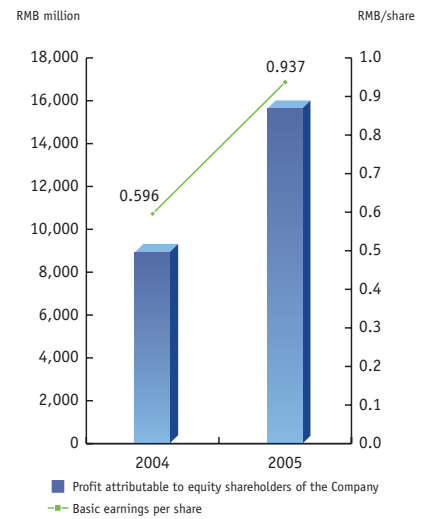
### Coal Business Results



### Power Business Results



### Financial Results



# Performance Highlights

	Year ended 31 December		Year-on-Year
	2005	2004	%
Commercial coal production (million tonnes)	<b>121.4</b>	101.3	19.8
Coal sales (million tonnes)	<b>144.4</b>	126.9	13.8
Seaborne coal (million tonnes)	<b>100.2</b>	87.3	14.8
Of which: Huanghua Port (million tonnes)	<b>67.1</b>	45.4	47.8
Gross power generation (billion kwh)	<b>39.21</b>	37.98	3.2
Total power output dispatch (billion kwh)	<b>36.37</b>	35.49	2.5

	Year ended 31 December		Year-on-Year
	2005	2004	%
Revenues (RMB million)	<b>52,242</b>	39,267	33.0
Total debt capitalisation ratio*	<b>41.2%</b>	61.3%	
Profit after income tax (RMB million)	<b>18,012</b>	10,566	70.5
Profit attributable to equity shareholders of the Company (RMB million)	<b>15,632</b>	8,935	75.0
Basic earnings per share (RMB)	<b>0.937</b>	0.596	57.2
Final dividend of 2005 proposed by the Board (RMB)	<b>0.125</b>		

\* As at 31 December.

In this report:

- The "Company", "China Shenhua", "we", "us" and "our" means China Shenhua Energy Company Limited, a joint stock limited company established in the PRC on 8 November 2004, and, except where the context otherwise requires, all of its subsidiaries;
- The "Group" means the Company and its subsidiaries;
- Coal production figures are quoted in commercial tonnes, except where otherwise stated; and
- All prices are quoted exclusive of value-added tax, except where otherwise stated.