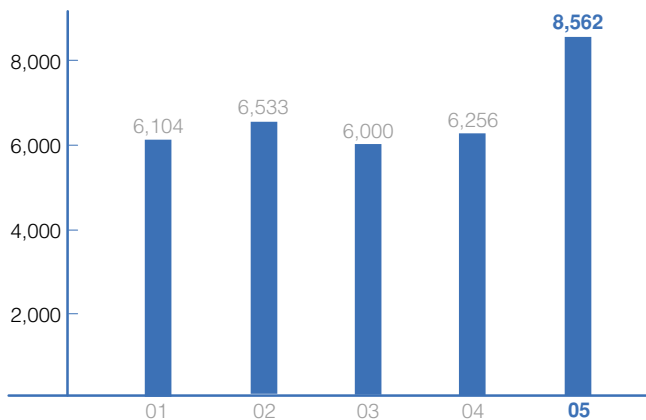


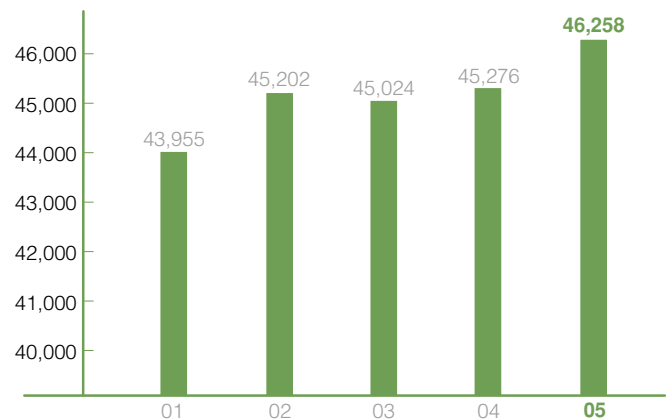
financial highlights

HK\$ million	2005	2004	2003	2002	2001
Turnover	11,622	11,407	11,250	11,605	10,867
Profit attributable to shareholders	8,562	6,256	6,000	6,533	6,104
Dividends	4,952	3,778	3,650	3,650	3,479
Fixed assets	46,258	45,276	45,024	45,202	43,955
Shareholders' funds	41,685	37,572	35,061	32,337	29,246
HK\$					
Earnings per share	4.01	2.93	2.81	3.06	2.86
Dividends per share					
Ordinary	1.59	1.77	1.71	1.71	1.63
Special	0.73	–	–	–	–

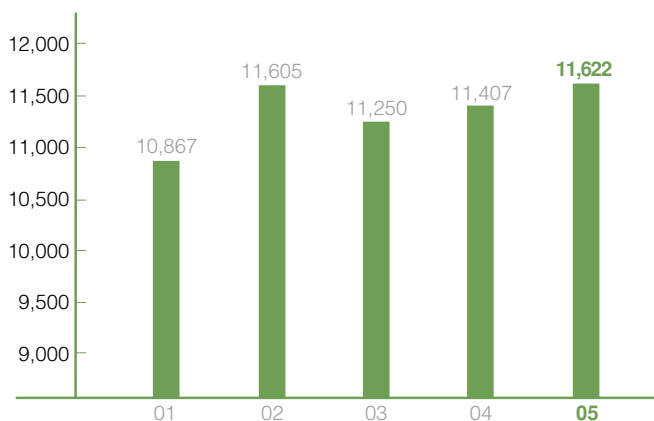
Profit Attributable to Shareholders (HK\$ million)



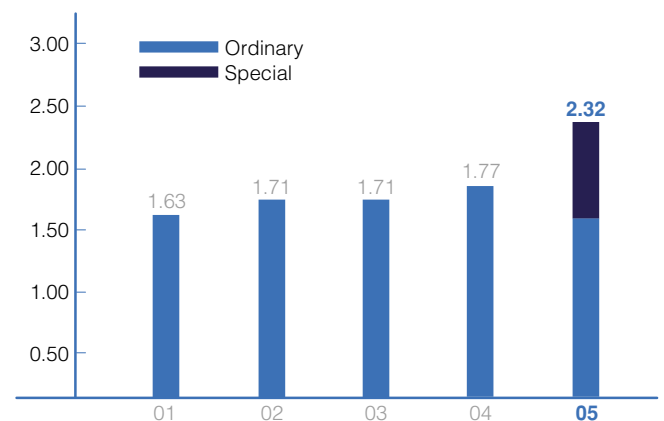
Fixed Assets (HK\$ million)



Turnover (HK\$ million)



Dividends Per Share (HK\$)



Note:

The Hong Kong Institute of Certified Public Accountants has issued a number of new and revised Hong Kong Financial Reporting Standards ("HKFRSs") that are effective or available for early adoption for the accounting periods beginning on or after 1st January 2005. Information on the changes in accounting policies resulting from initial application of these new and revised HKFRSs is provided in note 3 to the financial statements. Figures for 2004 and 2005 have been adjusted for these new and revised policies in accordance with the transitional provisions and as disclosed in note 3. Earlier years have only been restated to the extent that the new accounting policies are adopted retrospectively as disclosed in note 3.