

# Financial and Operating Highlights

(Amounts expressed in millions of RMB)

## Consolidated Income Statement

For the year ended 31st December	2001	2002	2003	2004	2005
Net operating revenue	6,550	8,018	9,951	13,584	17,994
Profit before taxation	2,146	2,010	2,858	3,663	3,863
Taxation	(714)	(672)	(989)	(919)	(813)
Profit for the year	1,432	1,338	1,869	2,744	3,050
Attributable to:					
– Equity holders of the Company	1,438	1,405	1,812	2,293	2,351
– Minority interests	(6)	(67)	57	451	699

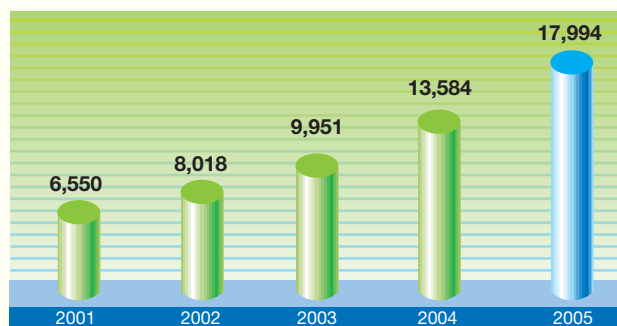
Note: No analysis of turnover by geographical location has been prepared as 100% of turnover comes from the PRC, and no contribution to profit from any of the geographical location is substantially out of line with normal ratio of profit to turnover.

## Consolidated Balance Sheets

As at 31st December	2001	2002	2003	2004	2005
Total assets	23,190	26,820	35,544	49,475	64,536
Total liabilities	(8,808)	(11,533)	(18,582)	(30,396)	(43,807)
Minority interests	(530)	(908)	(1,241)	(1,969)	(2,404)
Shareholders' equity	13,852	14,379	15,721	17,110	18,325

## Consolidated Operating Revenue

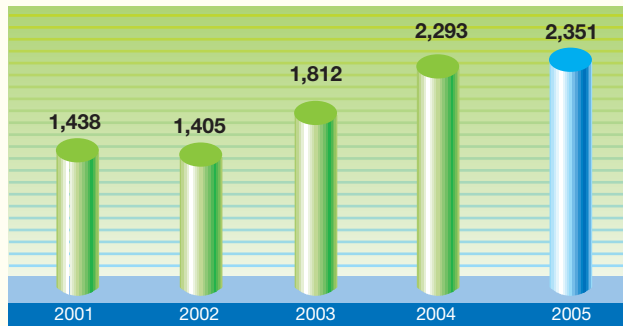
(Amounts expressed in millions of RMB)



For the year ended 31st December

### Consolidated Profit Attributable to the Equity Holders of the Company

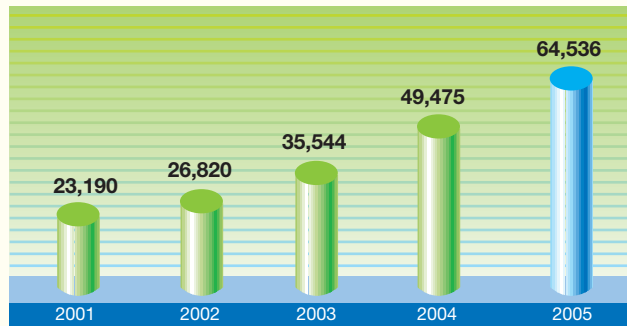
(Amounts expressed in millions of RMB)



For the year ended 31st December

### Consolidated Total Assets

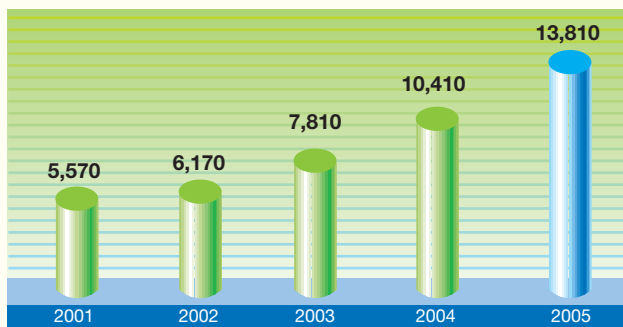
(Amounts expressed in millions of RMB)



As at 31st December

### Total Installed Capacity

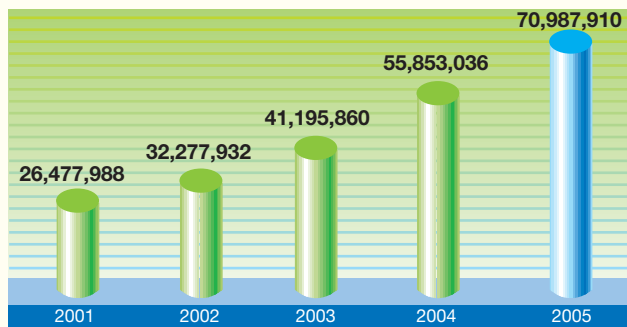
(MW)



As at 31st December

### Gross Generation

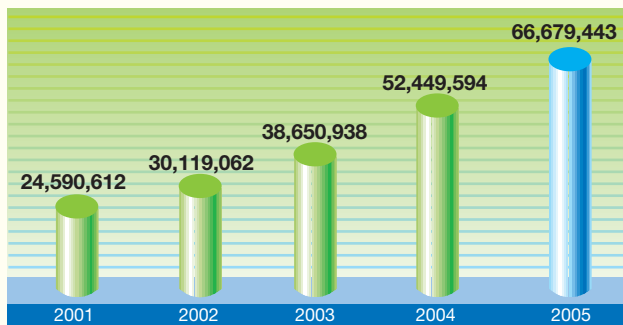
(MWh)



For the year ended 31st December

### On-grid Generation

(MWh)



For the year ended 31st December

### Equivalent Availability Factor

(%)



For the year ended 31st December