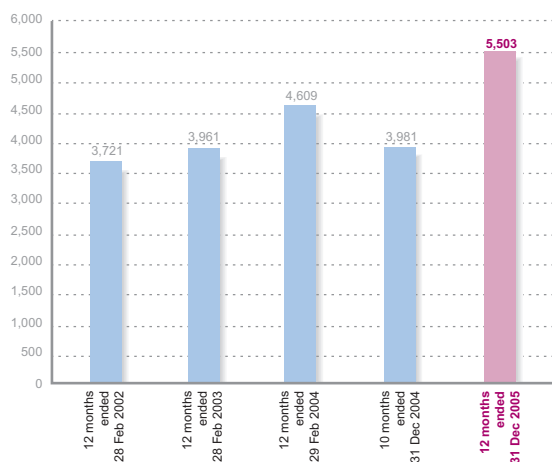


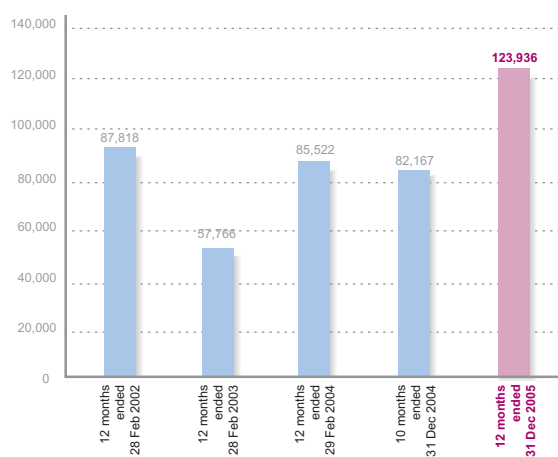


Financial Highlights

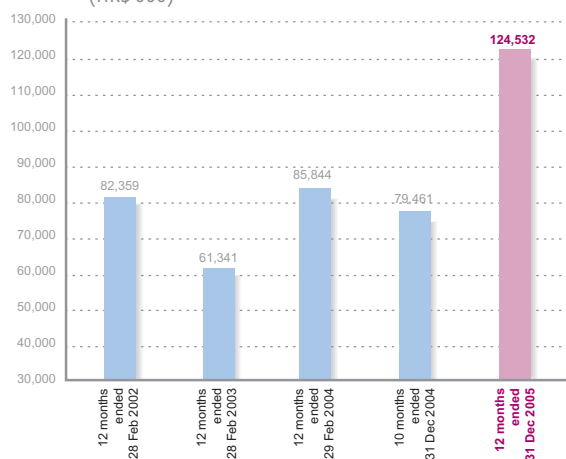
TURNOVER (HK\$ million)



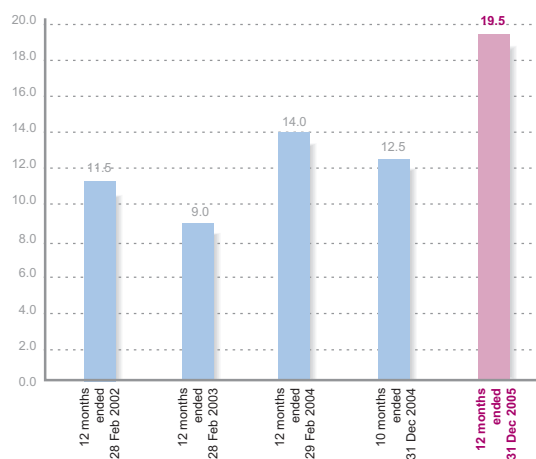
PROFIT FOR THE YEAR (HK\$ '000)



PROFIT ATTRIBUTABLE TO SHAREHOLDERS (HK\$'000)



DIVIDEND PER SHARE (HK cents)



	12 months ended 28 Feb 2002	12 months ended 28 Feb 2003	12 months ended 29 Feb 2004	10 months ended 31 Dec 2004	12 months ended 31 Dec 2005
Turnover (HK\$ million)	3,721	3,961	4,609	3,981	5,503
Profit for the year (HK\$'000)	87,818	57,766	85,522	82,167	123,936
Profit attributable to shareholders (HK\$'000)	82,359	61,341	85,844	79,461	124,532
Dividend per share (HK cents)	11.5	9.0	14.0	12.5	19.5
Turnover breakdown (%)					
Fashion	22	22	21	21	21
Food	28	30	33	34	35
Household	43	41	40	40	39
Catering	7	7	6	5	5
Total	100	100	100	100	100