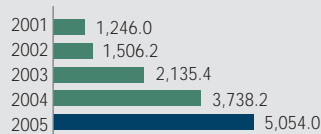


Financial Highlights

Percentage Turnover by Geographical Market	2001	2002	2003	2004	2005
Europe	38.5	35.2	32.4	29.6	27.8
North America	17.0	22.8	29.4	32.3	30.7
China	30.5	27.5	21.7	19.2	22.0
Japan	2.7	4.0	3.5	4.7	5.7
Rest of the World	11.3	10.5	13.0	14.2	13.8

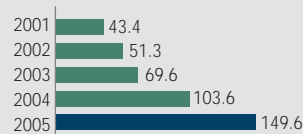
REVENUE (US\$ mil)

5,054.0



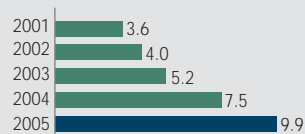
PROFIT (US\$ mil)

149.6



EPS (US cents)

9.9




we succeeded in
expanding our presence



DIVIDENDS (US cents)

2.7



ROA (%)

7.3



ROE (%)

26.1



Financial Highlights

	2001	As restated 2002	2003	As restated 2004	2005
OPERATING RESULTS (US\$'000)					
Consolidated turnover	1,246,040	1,506,236	2,135,381	3,738,182	5,053,953
Profit attributable to shareholders	43,346	51,315	69,584	103,592	149,583
Basic earnings per share (US\$)	0.0357	0.0400	0.0517	0.0748	0.0990
Dividends per share (US\$)	0.0074	0.0080	0.0143	0.0209	0.0272
FINANCIAL POSITION (US\$'000)					
Total assets	562,227	777,934	1,127,619	1,484,825	3,054,224
Bank balances and cash	86,021	254,765	210,944	327,930	418,746
Total debts	26,461	60,928	134,421	205,450	578,159
Shareholders' funds	158,735	248,242	308,594	407,478	855,856
Capital expenditure	16,848	12,751	13,221	41,035	72,262
KEY FINANCIAL RATIOS					
Inventory turnover (days)	48.1	40.0	46.3	38.0	32.6
Accounts receivable turnover (days)	61.6	56.0	57.1	51.0	53.2
Accounts payable turnover (days)	92.4	95.8	92.3	70.5	63.4
Net profit margin (%)	3.5	3.4	3.3	2.8	3.0
Return on equity (%)	30.7	25.2	25.0	28.9	26.1
Return on assets (%)	8.1	7.7	7.3	7.9	7.3
Current ratio (%)	121.9	147.5	133.0	144.0	131.9
Gearing ratio (%)	4.7	7.8	11.9	13.8	18.9
Interest coverage (times)	7.6	15.4	18.5	12.2	8.2
Dividend payout ratio (%)	20.7	20.9	28.2	28.3	33.7



Global shipment for TFT-LCD monitors soared 54.8 percent with demand surpassing 104 million units in 2005.

Of our display shipment, LCD monitors totalled

17,668,569 units

CRT monitors stood at

11,211,267 units

while flat TVs soared to

703,501 units

bringing us a consolidated turnover of

US\$5,054 million

and an enlarged market capitalization* of

US\$2,133 million

* As at 3rd April 2006