

財務誌要

Financial Highlights

4

	附註 Notes	二零零三年 2003	二零零四年 2004	二零零五年 2005	
業績	Results				
(以千港元列示)	(expressed in HK\$'000)				
營業額	Turnover	331,881	390,552	440,887	
溢利毛額	Gross profit	78,090	74,872	83,908	
經營業務虧損	Loss from operations	(170,414)	(48,772)	307	
年度虧損	Loss for the year	(177,739)	(19,352)	(4,359)	
本公司股東應佔虧損	Loss attributable to equity holders of the Company	(176,854)	(17,275)	(4,246)	
每股虧損(港仙)	Loss per share (HK cent)	1	(2.337)	(0.030)	
財務狀況	Financial Position				
總資產	Total assets	2	919,640	1,020,470	945,872
借貸總額	Total borrowings		-	47,170	-
本公司股東應佔權益	Equity attributable to equity holders of the Company		686,175	782,579	781,973
每股淨資產(港仙)	Net assets per share (HK cent)	3	0.057	0.055	0.054
財務比率	Financial Ratio				
流動比率	Current ratio	4	2.74	2.94	3.97
速動比率	Quick ratio	5	2.49	2.30	3.50
負債比率	Gearing ratio	6	-	0.06	-

附註:

- (1) 每股虧損 = 本公司股東應佔虧損 ÷ 全年加權平均已發行股數
- (2) 總資產 = 非流動資產 + 流動資產
- (3) 每股淨資產 = 本公司股東應佔權益 ÷ 年底已發行股份數目
- (4) 流動比率 = 流動資產 ÷ 流動負債
- (5) 速動比率 = (流動資產 - 存貨) ÷ 流動負債
- (6) 負債比率 = 借貸總額 ÷ 股東權益

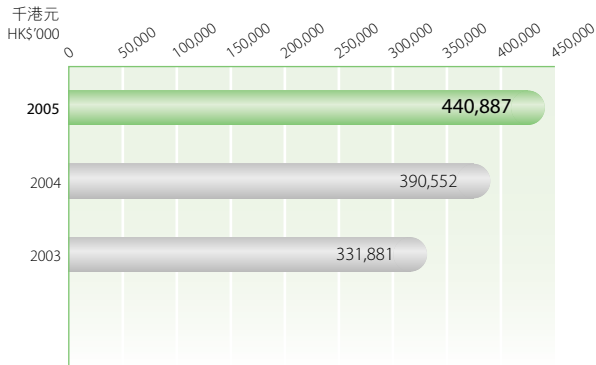
Notes:

- (1) Loss per share = Loss attributable to equity holders of the Company + weighted average of issued shares for the year
- (2) Total assets = Non-current assets + Current assets
- (3) Net assets per share = Equity attributable to equity holders of the Company + Number of issued shares at year end
- (4) Current ratio = Current assets + Current liabilities
- (5) Quick ratio = (Current assets - Inventories) + Current liabilities
- (6) Gearing ratio = Total borrowings + Shareholders' equity

財務誌要 Financial Highlights

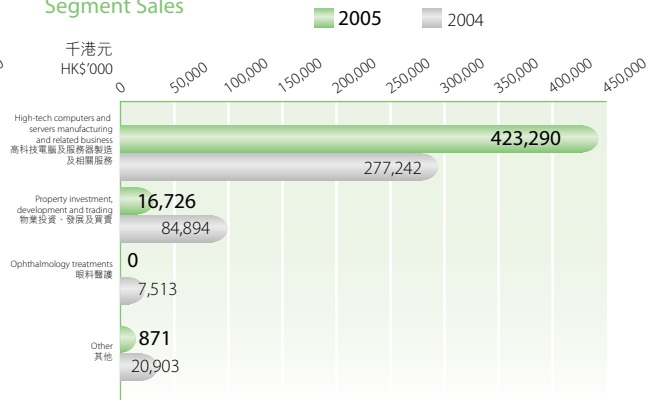
營業額

Turnover



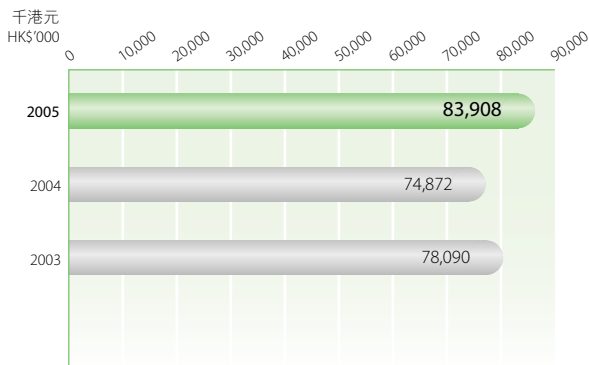
分部銷售額

Segment Sales



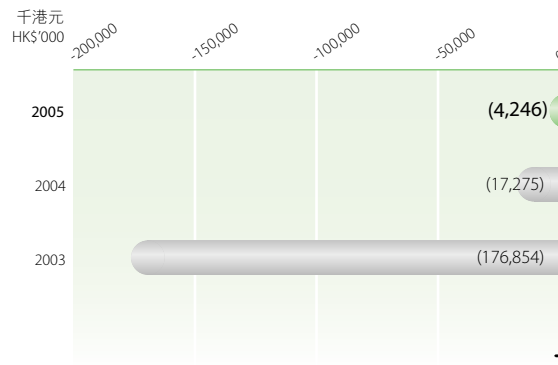
溢利毛額

Gross profit



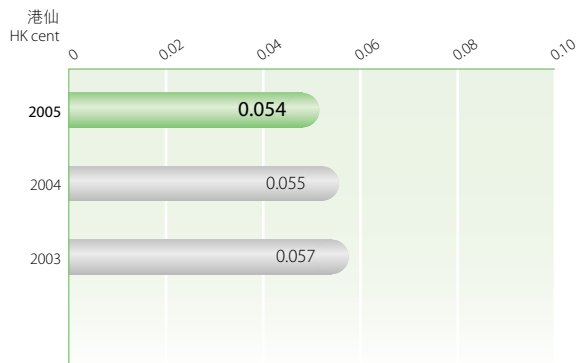
本公司股東應佔虧損

Loss attributable to the equity holders of the Company



每股淨資產

Net assets per share



本公司股東應佔權益

Equity attributable to equity holders of the Company

