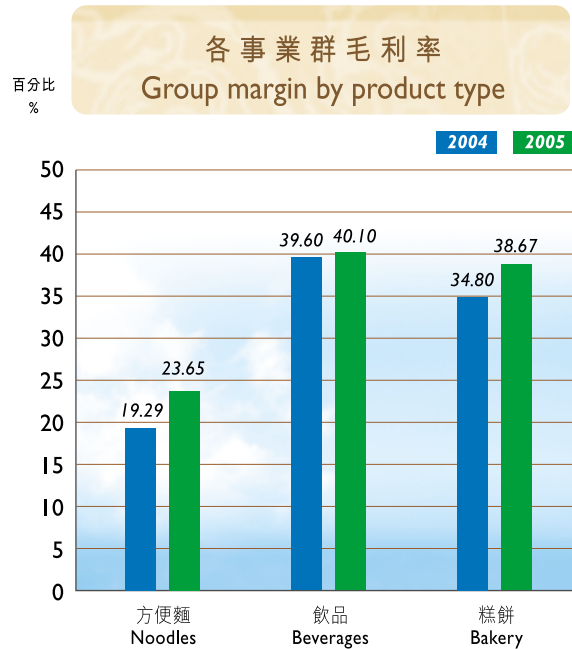
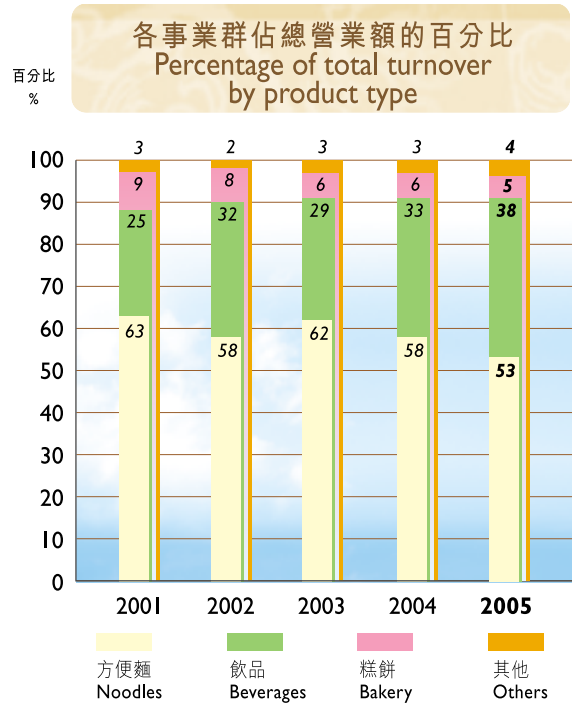
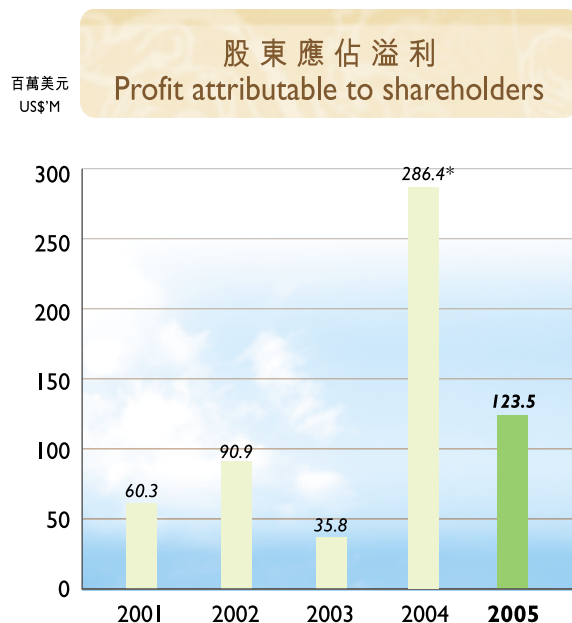
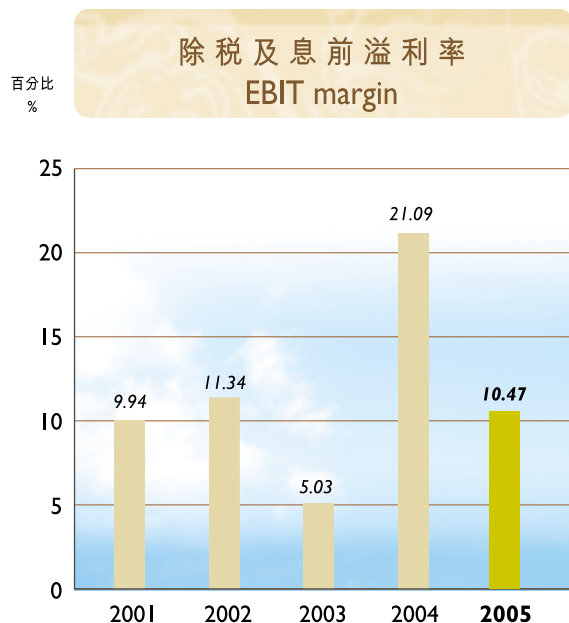


財務要點 Financial Highlights



財務要點 Financial Highlights



* 含出讓附屬公司部份權益之特殊收益為273百萬美元

* Include US\$273 million capital gain from the disposal of partial interests in subsidiaries

主要財務數據 Major Financial Data

		2005	年度變動 Year on Year change %
營業額/千美元	Turnover/US\$'000	1,845,609	+25.8
EBITDA/千美元(邊際率)	EBITDA/US\$'000 (margin)	291,387 (15.79%)	-26.9
經營溢利/千美元(邊際率)	Operating profit/US\$'000 (margin)	189,016 (10.24%)	-39.4
淨溢利/千美元(邊際率)	Net profit/US\$'000 (margin)	123,529 (6.69%)	-56.9
每股溢利/美仙	EPS/US cents	2.21	-56.9
經營活動所得現金淨額/千美元	Net cash from operating activities/US\$'000	310,383	+160.3
製成品周轉期/天	Finished goods turnover/days	9.61	-10.5
應收賬款周轉期/天	Accounts receivable turnover/days	15.43	-7.2
負債與資本比率/倍 (淨借貸相對於股東權益)	Gearing ratio/times (Net debt to shareholders' equity)	0.00	-104.8
負債比率/% (總負債相對於總資產)	Debt ratio/% (Total liabilities to total assets)	34.77	-5.7

