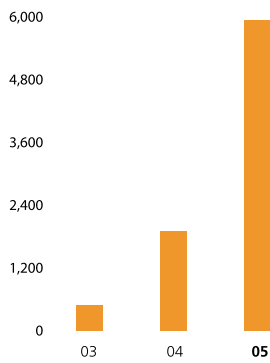


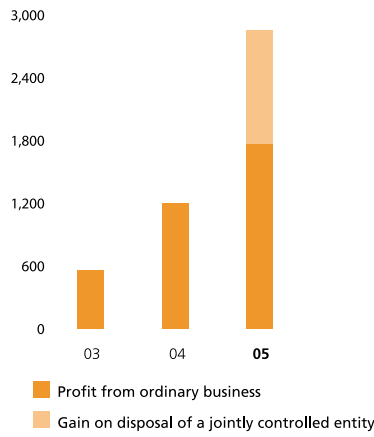
PERFORMANCE HIGHLIGHTS

	2005	2004 (restated)	2003 (restated)
Earnings per share (HK cents)			
Basic	75.04	31.40	19.43
Diluted	74.37	31.25	19.42
Turnover (HK\$'000)			
	5,927,328	1,898,317	491,114
Profit attributable to equity holders of the Company (HK\$'000)			
Operating power plants			
Subsidiaries	1,023,339	327,694	82,411
Associates	706,832	799,711	535,491
Jointly controlled entity	194,815	249,916	65,391
Others	933,239	(181,586)	(122,455)
Total	2,858,225	1,195,735	560,838
Extracts of balance sheet (HK\$'000)			
Equity attributable to equity holders of the Company	13,092,899	10,158,173	8,944,653
Total assets	28,456,171	21,405,810	14,994,306
Bank balances, cash and pledged bank deposits	4,449,208	3,309,283	3,735,146
Bank and other borrowings	11,045,267	9,059,549	4,288,160
Key financial ratios			
Current ratio (times)	1.18	1.15	1.41
Quick ratio (times)	1.13	1.11	1.41
Net debt to equity (%)	50.40	56.60	6.20
EBITDA interest coverage (times)	6.98	5.47	7.65
Generation volume of operating power plants (MWh)			
Total gross generation	52,757,611	34,960,666	26,814,278
Total net generation	49,633,323	32,913,284	25,255,953
Attributable operational generation capacity (MW)			
Eastern China	2,026	693	450
Central China	1,401	1,161	—
Southern China	1,053	945	945
Northern China	460	150	150
Total	4,940	2,949	1,545

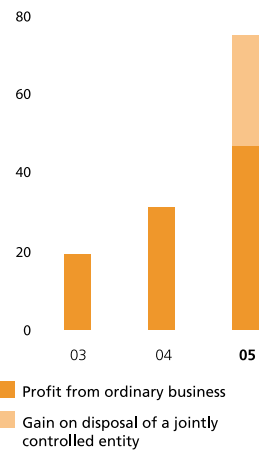
Turnover (HK\$ million)



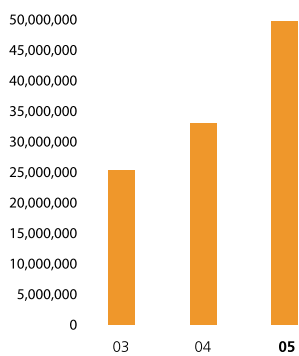
Profit attributable to equity holders of the Company (HK\$ million)



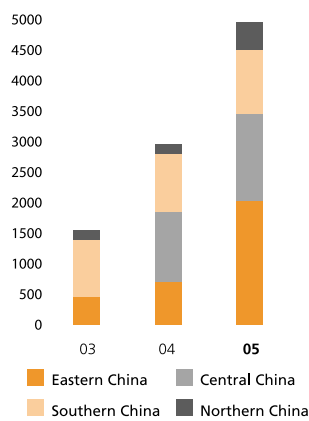
Basic EPS (HK cents)



Net generation volume of operating power plants (MWh)



Attributable operational generation capacity (MW)



Percentage of profit contribution

