



CONSOLIDATED PROFIT AND LOSS

(Prepared under International Financial Reporting Standards)
(RMB million, other than basic and diluted earnings per share)

	For the year ended 31st December		
	2005	2004	Changes
Turnover	14,266	12,877	10.79%
Profit before taxation	240	224	7.14%
Net profit attributable to the equity holders of the Company	118	71	66.20%
Gross profit margin	13.11%	14.98%	—
Basic and diluted earnings per share for profit attributable to the equity holders of the Company (RMB)	0.025	0.015	66.67%

CONSOLIDATED ASSETS AND LIABILITIES

(Prepared under International Financial Reporting Standards)
(RMB million)

	As at 31st December		
	2005	2004	Changes
Total assets	22,712	19,816	14.61%
Total liabilities	14,002	11,778	18.88%
Minority interests	3,496	2,942	18.83%
Net assets	5,214	5,096	2.32%

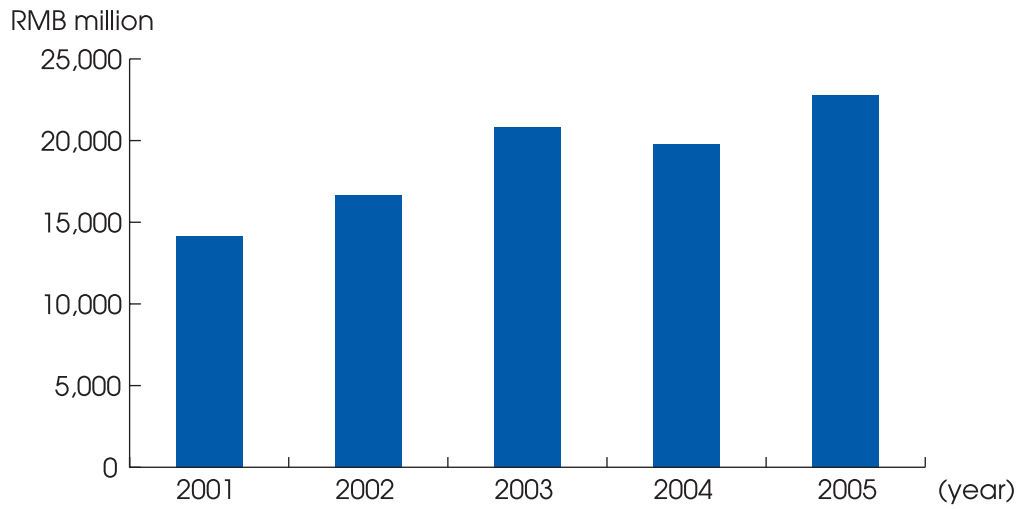
The Group's financial information in the last five years starting from 1st January 2001 is summarized as follows:

(Prepared under International Financial Reporting Standards)
(RMB million, other than basic and diluted earnings per share)

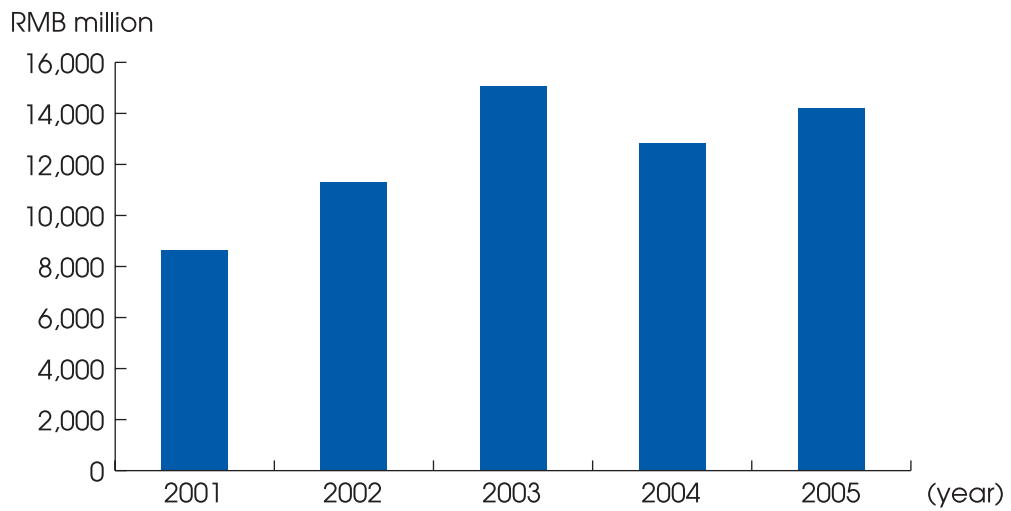
	As at 31st December/for the year ended 31st December				
	2005	2004	2003	2002	2001
Total assets	22,712	19,816	20,801	16,693	14,085
Total liabilities	14,002	11,778	12,782	11,328	9,034
Minority interests	3,496	2,942	2,946	2,745	2,632
Net assets	5,214	5,096	5,073	2,620	2,419
Turnover	14,266	12,877	15,066	11,309	8,667
Profit before taxation	240	224	765	707	546
Net profit attributable to the equity holders of the Company	118	71	452	397	336
Gross profit margin	13.11%	14.98%	17.60%	21.43%	23.32%
Basic and diluted earnings per share for profit attributable to the equity holders of the Company (RMB)	0.025	0.015	0.134	0.13	0.11



TOTAL ASSETS

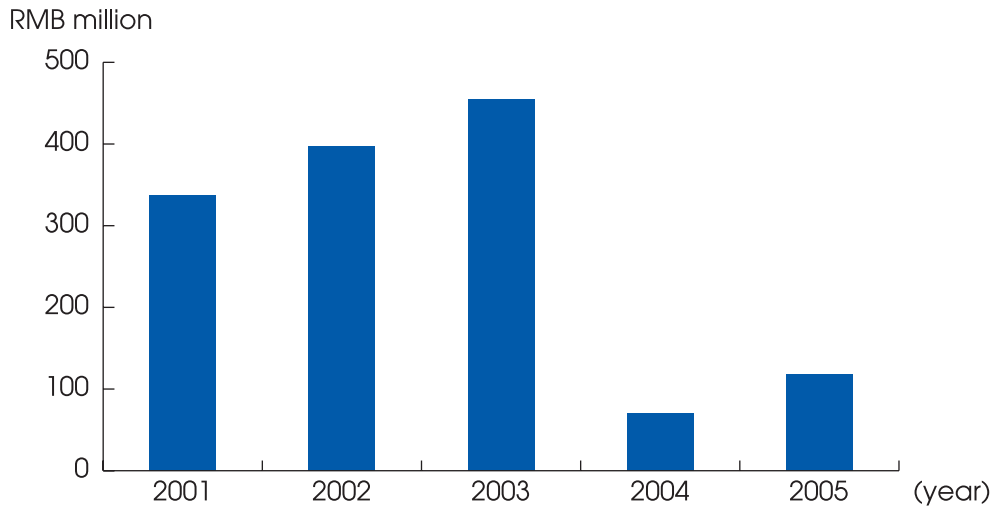


TURNOVER





NET PROFIT ATTRIBUTABLE TO THE EQUITY HOLDERS OF THE COMPANY



BASIC AND DILUTED EARNINGS PER SHARE FOR PROFIT ATTRIBUTABLE TO THE EQUITY HOLDERS OF THE COMPANY

