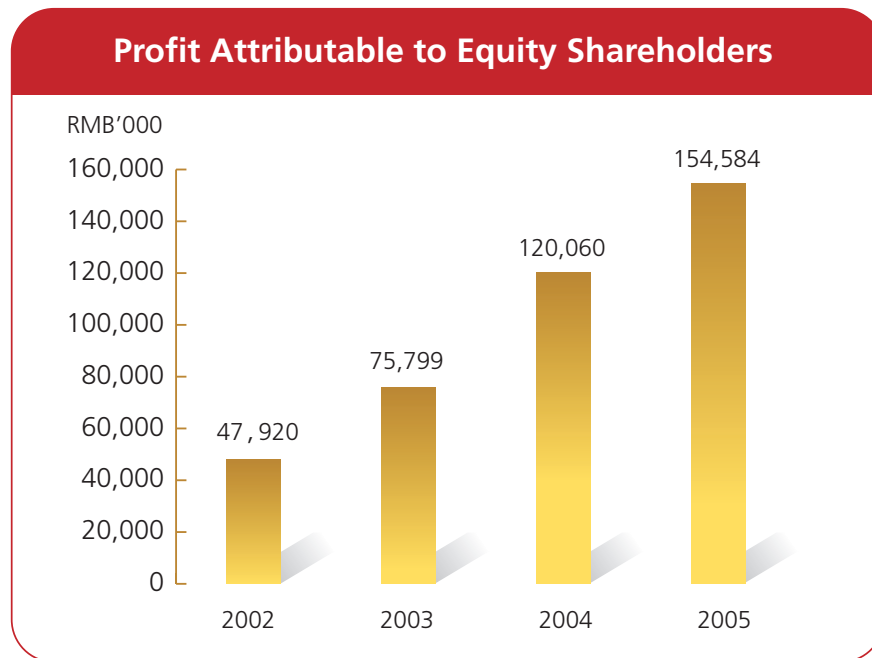
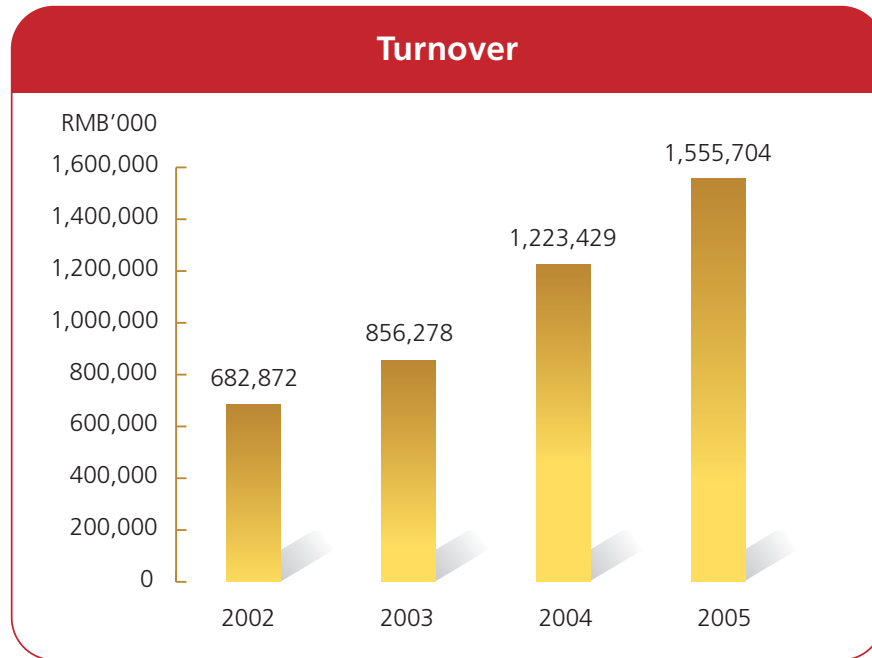
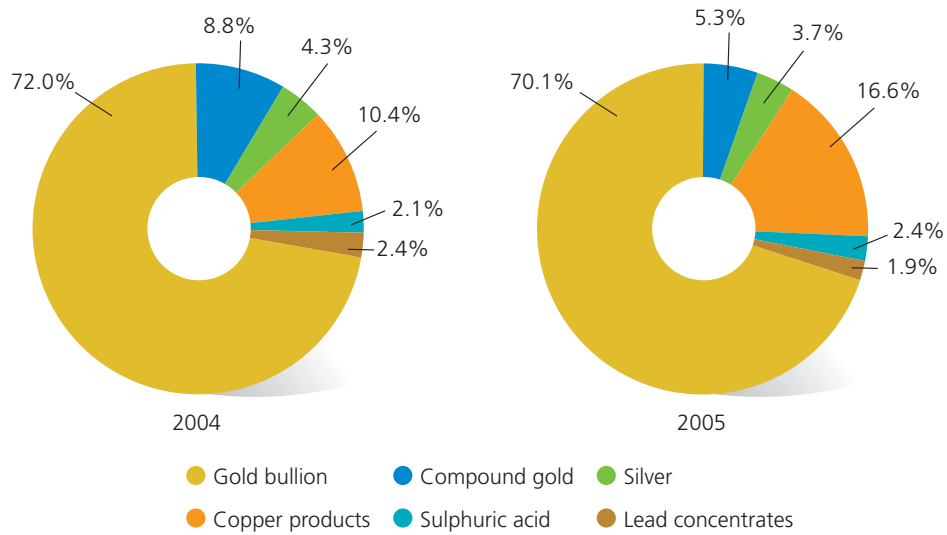


## Financial Highlights



## Sales Analysis by Products



## Capital Resources

|                           | 2002<br>RMB'000 | 2003<br>RMB'000 | 2004<br>RMB'000 | 2005<br>RMB'000  |
|---------------------------|-----------------|-----------------|-----------------|------------------|
| Total assets              | 469,640         | 609,774         | 809,907         | <b>1,055,462</b> |
| Cash and cash equivalents | 35,012          | 87,872          | 76,506          | <b>117,861</b>   |
| Bank and other borrowings | 131,800         | 224,750         | 294,750         | <b>405,420</b>   |
| Shareholder equity        | 141,856         | 217,655         | 337,715         | <b>492,618</b>   |