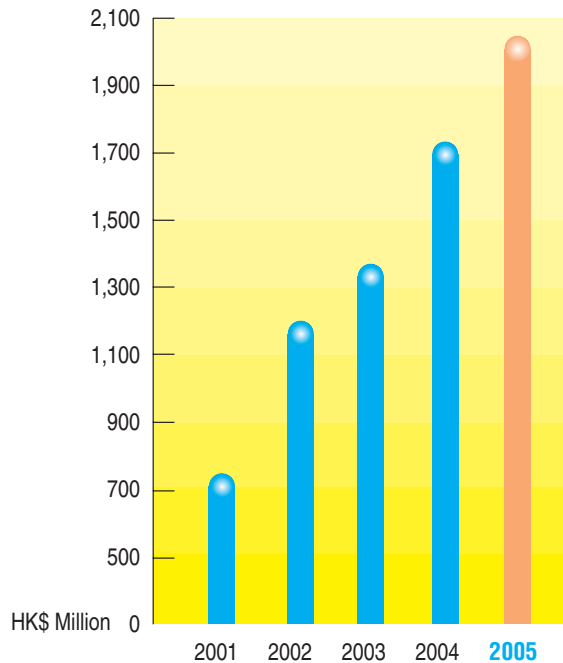
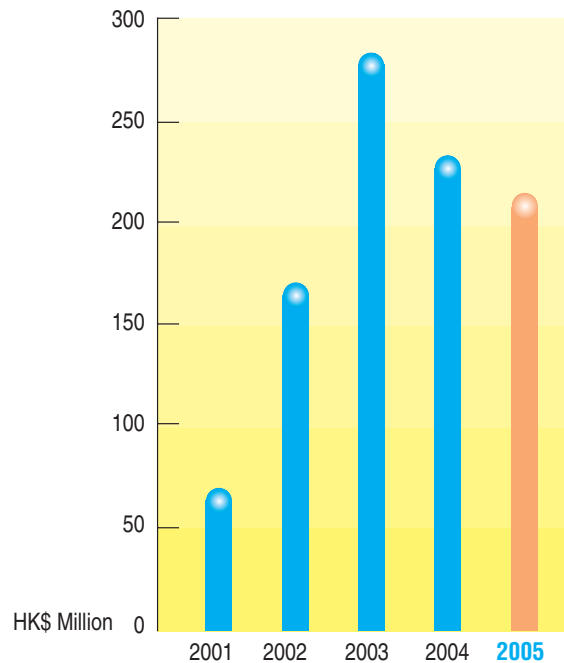


Financial Highlights

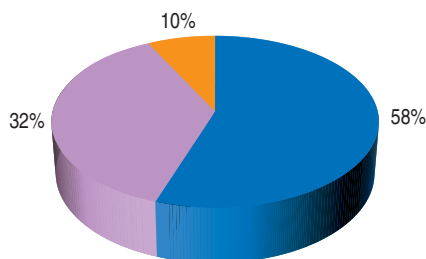
Revenue



Profit

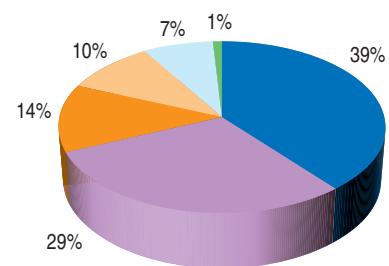


Analysis of Revenue for the year



By principal activity

- Manufacture and sale of dyeing and finishing machines
- Trading of stainless steel supplies
- Manufacture and sale of stainless steel casting products



By geographical region

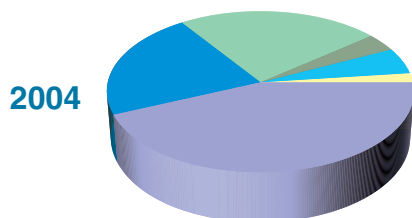
- The People's Republic of China (the "PRC")
- Hong Kong
- Asia Pacific (other than the PRC and Hong Kong)
- Europe
- North and South America
- Others

Financial Highlights

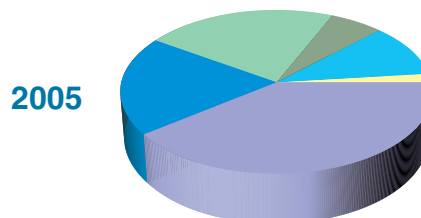
Revenue by Business Segment (HK\$ Million)

Manufacturing and Sale of Dyeing and Finishing Machines

By geographical region



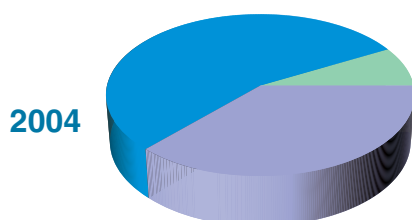
PRC	420
Hong Kong	210
Asia Pacific	229
Europe	35
North and South America	51
Others	18



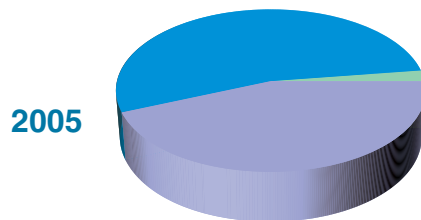
PRC	462
Hong Kong	228
Asia Pacific	258
Europe	72
North and South America	123
Others	20

Trading of Stainless Steel Supplies

By geographical region



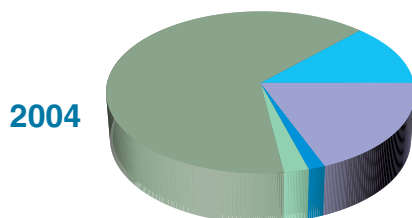
PRC	242
Hong Kong	360
Asia Pacific	52



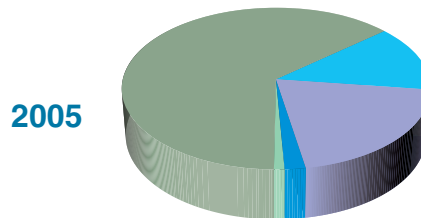
PRC	284
Hong Kong	349
Asia Pacific	14

Manufacture and Sale of Stainless Steel Casting Products

By geographical region



PRC	24
Hong Kong	2
Asia Pacific	3
Europe	82
North and South America	16



PRC	41
Hong Kong	4
Asia Pacific	2
Europe	129
North and South America	27