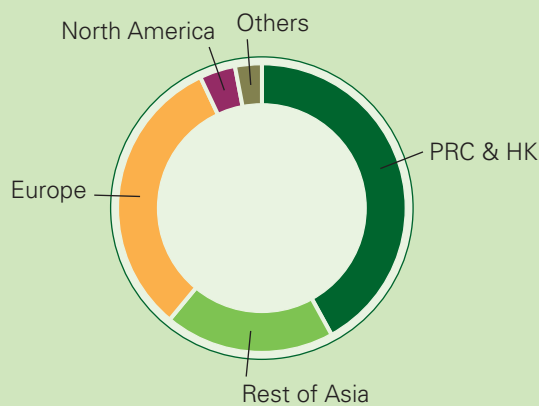


Financial Highlights

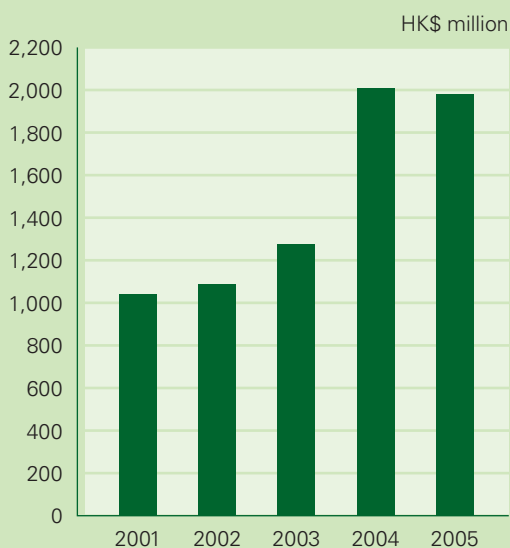
Turnover by Market Segment

2005

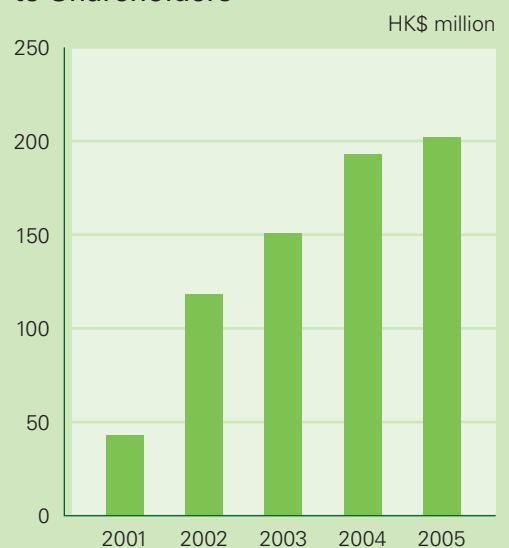


	2005	2004
PRC & HK	42%	47%
Rest of Asia	19%	15%
Europe	32%	32%
North America	4%	4%
Others	3%	2%
Total	100%	100%

Turnover



Unaudited Profit Attributable to Shareholders



Notes

- FY2001 to FY2004 figures are audited.
- FY2005 figure is based on management accounts not adjusted for impairment losses, write-offs or provisions totalling HK\$381 million and is not audited.