

# FINANCIAL HIGHLIGHTS

Year ended 31 December

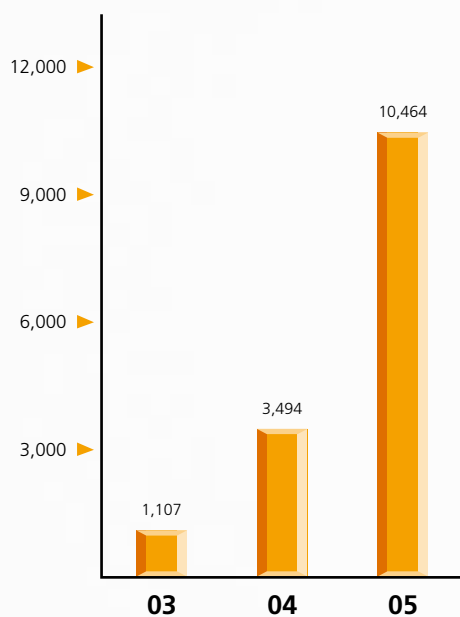
HK\$'000	2005	2004
Revenue	<b>10,463,650</b>	3,493,565
Gross Profit	<b>627,022</b>	487,086
Profit from Operating Activities	<b>621,219</b>	442,516
Profit before Tax	<b>306,504</b>	402,908
Profit for the Year and Attributable to Ordinary Equity Holders of the Parent	<b>303,030</b>	400,458
Earnings Per Share (HK cents)		
– Basic	<b>6.25</b>	8.92
– Diluted	<b>6.16</b>	8.85
Equity Attributable to Equity Holders of the Parent	<b>1,859,097</b>	1,629,346
Cash and Cash Equivalents	<b>644,251</b>	400,423
Return on Equity	<b>17.4</b>	36.8
Current Ratio	<b>1.85</b>	1.83
Gearing Ratio	<b>0.64</b>	0.36
Interest Cover (Times)	<b>2</b>	11

## DIVIDEND

- Dividend Per Share: HK0.6 cent
- Payout Ratio: Approximately 10%
- Total Dividend Payment: HK\$29.1 million

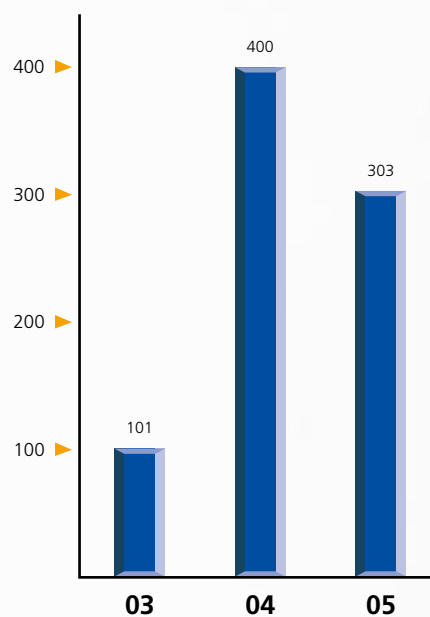
## REVENUE

(HK\$ million)



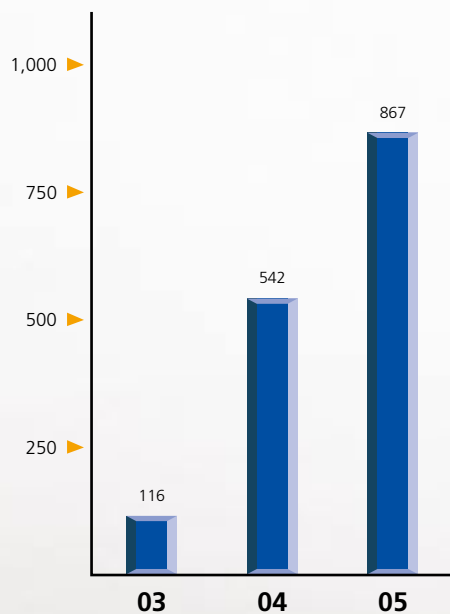
## PROFIT FOR THE YEAR

(HK\$ million)



## EBITDA

(HK\$ million)



## EARNINGS PER SHARE (BASIC)

(HK cents)

