

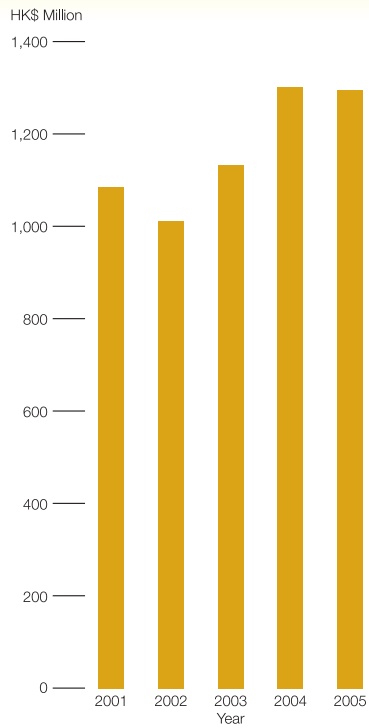
## FIVE-YEAR SUMMARY

	2001	2002	2003	Restated 2004	2005
	HK\$'000	HK\$'000	HK\$'000	HK\$'000	HK\$'000
<b>CONSOLIDATED PROFIT AND LOSS STATEMENT</b>					
Turnover	1,082,615	1,010,999	1,130,894	1,299,143	<b>1,291,927</b>
Profit attributable to shareholders	112,801	62,328	40,205	55,886	<b>2,395,269</b>
Dividends	48,330	24,829	25,168	25,805	—
Earnings per share (cents)	9.6	5.1	3.2	4.4	<b>110.7</b>
Dividend per share (cents)	4.0	2.0	2.0	2.0	—
<b>CONSOLIDATED BALANCE SHEET</b>					
Property, plant and equipment, investment properties and leasehold land and land use rights	675,498	740,946	802,153	787,028	<b>2,926,125</b>
Intangible assets	—	—	—	—	<b>16,494,369</b>
Jointly controlled entities and associated companies	263,851	211,571	253,547	266,893	<b>300,778</b>
Other non-current assets	141,709	240,974	240,727	408,883	<b>514,502</b>
Net current assets	423,790	362,758	481,179	507,958	<b>1,754,836</b>
Employment of capital	1,504,848	1,556,249	1,777,606	1,970,762	<b>21,990,610</b>
Represented by:					
Share capital	121,674	124,321	125,893	129,648	<b>329,058</b>
Reserves	1,235,958	1,268,249	1,288,370	1,295,616	<b>14,603,396</b>
Shareholders' funds	1,357,632	1,392,570	1,414,263	1,425,264	<b>14,932,454</b>
Minority interests	125,547	145,334	147,891	39,025	<b>491,910</b>
Long term borrowings	—	—	200,800	311,580	<b>4,643,355</b>
Other non-current liabilities	21,669	18,345	14,652	14,020	<b>1,778,531</b>
Provisions	—	—	—	180,873	<b>144,360</b>
Capital employed	1,504,848	1,556,249	1,777,606	1,970,762	<b>21,990,610</b>
Net assets per share (dollars)	1.12	1.12	1.12	1.10	<b>4.54</b>

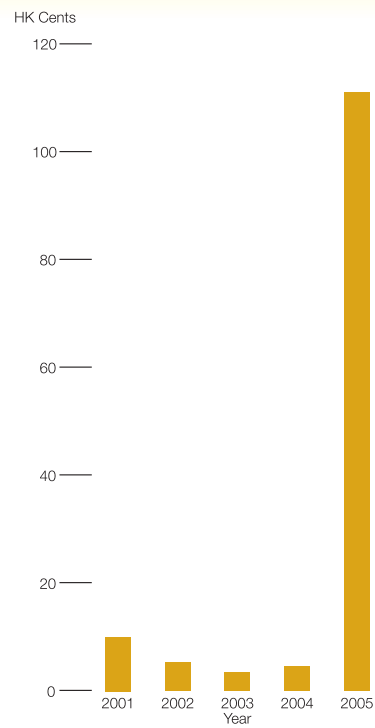
The summary of 2001, 2002 and 2003 have not been restated following the adoption of the new and revised Hong Kong Financial Reporting Standards in 2005.

# FIVE-YEAR SUMMARY

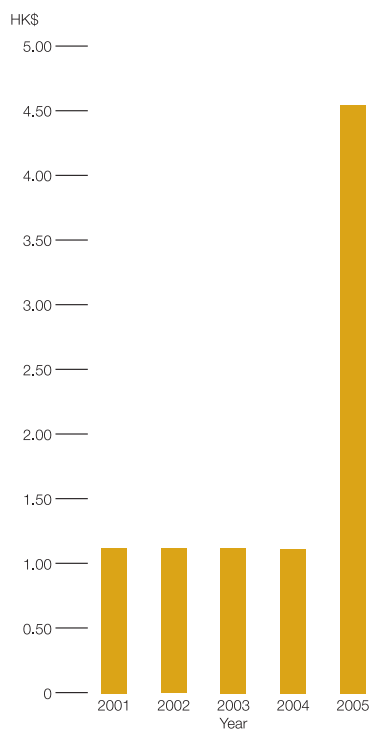
## TURNOVER



## EARNINGS PER SHARE



## NET ASSETS VALUE PER SHARE



## NET PROFIT ATTRIBUTABLE TO SHAREHOLDERS

