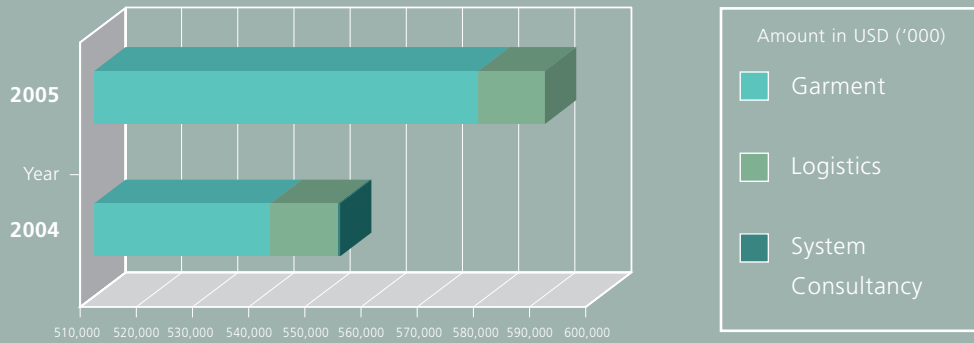


KEY FINANCIAL HIGHLIGHTS

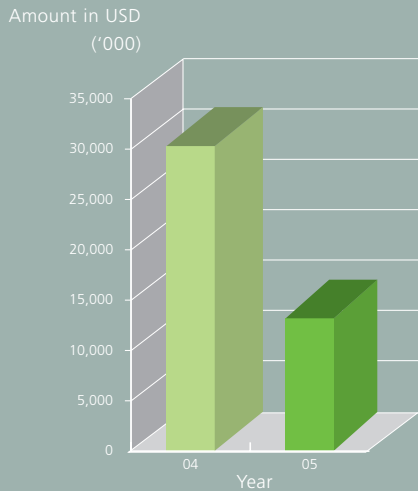
	2005 US\$'000	2004 US\$'000
Turnover	590,234	553,766
Gross Profit	110,789	125,799
As a percentage of turnover	18.8%	22.7%
Operating Profit	23,055	38,363
As a percentage of turnover	3.9%	6.9%
Profit Attributable to the Equity Holders of the Company	13,240	30,361
As a percentage of turnover	2.2%	5.5%
Earnings Per Share	US1.3 cents	US3.9 cents
Dividend Per Share		
– Final	US0.156 cent	US0.52 cent
– Interim	US0.244 cent	Nil
Capital and Reserves		
Attributable to the Equity Holders of the Company	218,714	174,228

KEY FINANCIAL HIGHLIGHTS

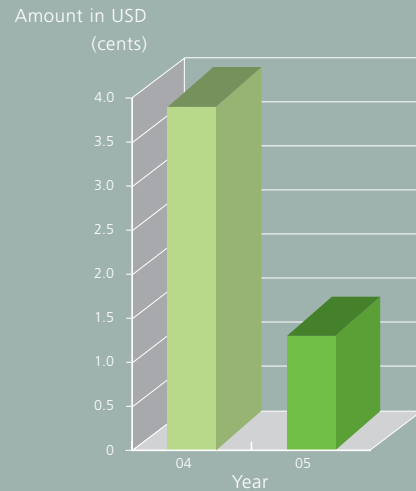
TURNOVER



PROFIT ATTRIBUTABLE TO THE EQUITY HOLDERS OF THE COMPANY



EARNINGS PER SHARE



SALES BY GEOGRAPHICAL SEGMENTS

