

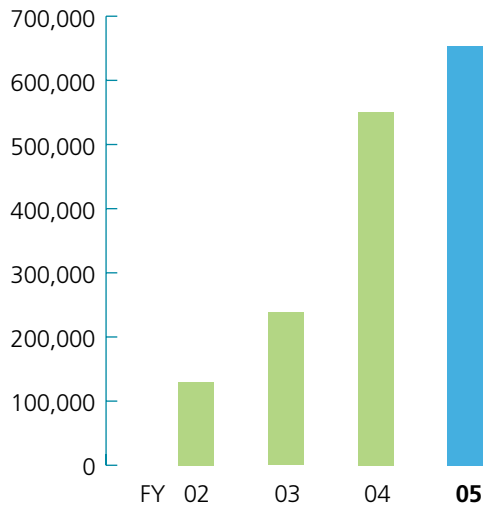
# Financial Highlights

	As at 31 December			2005 RMB'000
	2002 RMB'000	2003 RMB'000	2004 RMB'000	
<b>Assets and liabilities</b>				
Non-current assets	203,151	268,953	493,999	<b>900,402</b>
Net current (liabilities)/assets	(47,355)	68,599	(147,124)	<b>47,791</b>
Non-current liabilities	(38,000)	(159,355)	(145,487)	<b>(263,402)</b>
	117,796	178,197	201,388	<b>684,791</b>
Share capital	–	–	–	<b>12,715</b>
Reserves	117,256	177,429	200,506	<b>670,542</b>
Equity attributable to the equity holders of the parents	117,256	177,429	200,506	<b>683,257</b>
Minority interests	540	768	882	<b>1,534</b>
<b>Total equity</b>	117,796	178,197	201,388	<b>684,791</b>
	For the year ended 31 December			2005 RMB'000
	2002 RMB'000	2003 RMB'000	2004 RMB'000	
<b>Operating results</b>				
Turnover	129,488	238,164	550,323	<b>653,953</b>
Profit before taxation	20,949	51,841	108,471	<b>123,623</b>
Income tax expense	–	–	–	<b>(281)</b>
Profit for the year	20,949	51,841	108,471	<b>123,342</b>
Profit attributable to equity holders of the parents	20,850	51,597	107,961	<b>122,690</b>
Minority interests	99	244	510	<b>652</b>
	20,949	51,841	108,471	<b>123,342</b>

## Turnover

for the year ended 31 December

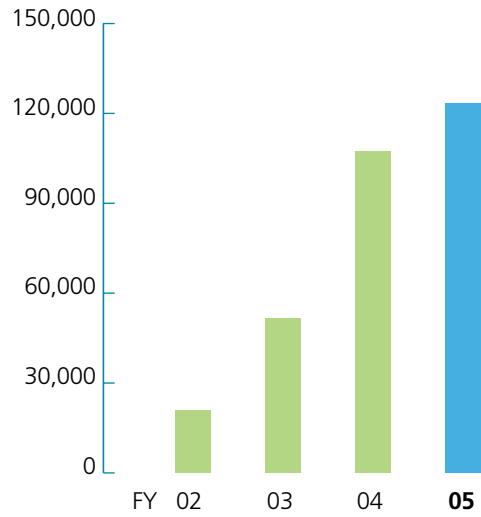
(RMB '000)



## Profit Attributable to Equity Holders of the Parents

for the year ended 31 December

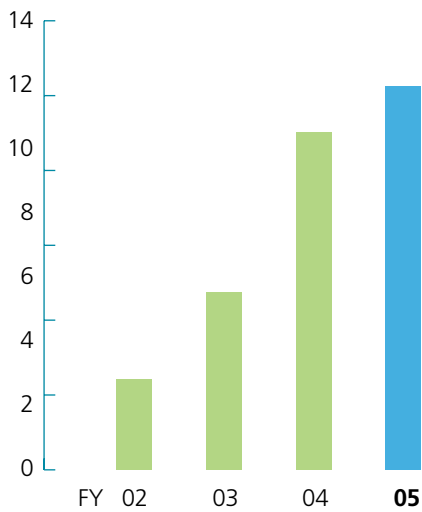
(RMB '000)



## Basic Earning per share

for the year ended 31 December

(RMB cents)



## Production Capacity of Juice Concentrate

(metric tonnes)

