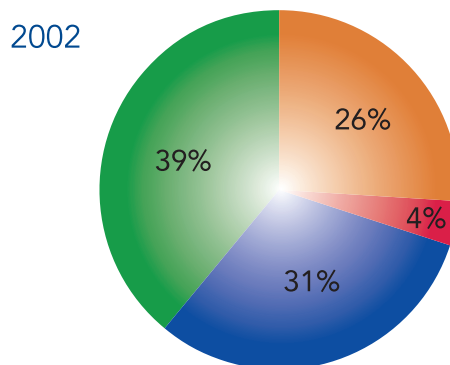
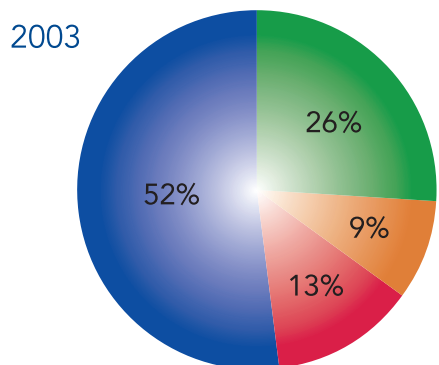
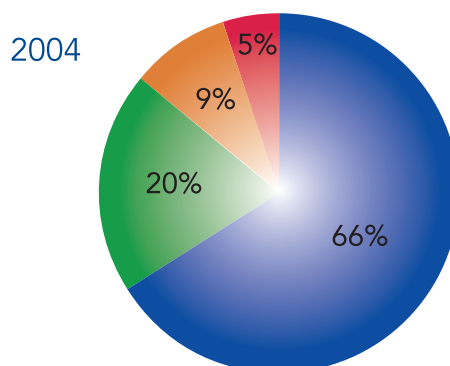
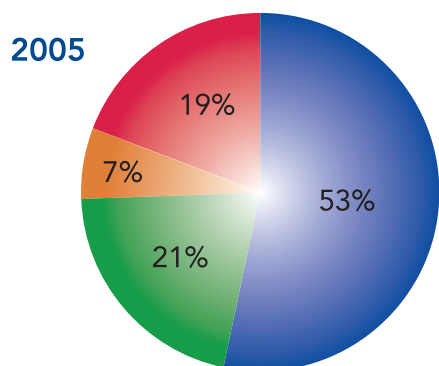


2002年至2005年營業額成份對比

COMPARISON OF TURNOVER MIX BETWEEN 2002-2005



		2005	2004	2003	2002
(以百萬港元列示)	(Expressed in HK\$ million)				
寬帶無線接入	Broadband Wireless Access	99	98	75	44
通訊產品	Communication Products	39	29	37	35
視訊會議系統	Video Conference System	12	13	13	30
智能交通系統	Intelligent Transportation System ("ITS")	35	8	19	5



■ 寬帶無線接入
Broadband
Wireless Access

■ 通訊產品
Communication
Products

■ 視訊會議系統
Video Conference
System

■ 智能交通系統
ITS