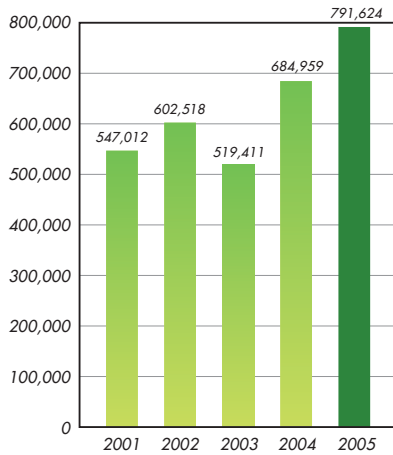
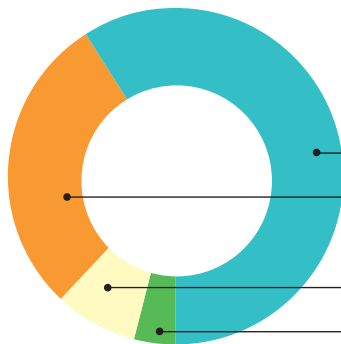
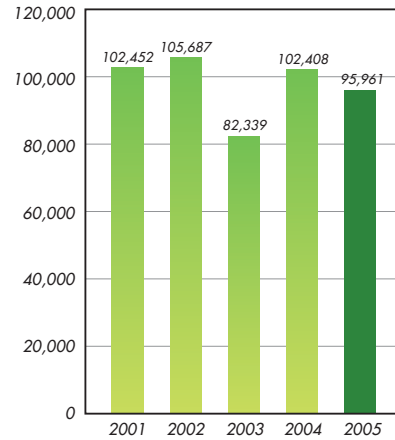


## Consolidated turnover (HK\$'000)



## Profit attributable to equity holders of the parent (HK\$'000)



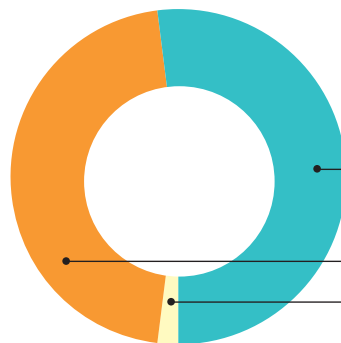
## Consolidated turnover by geographical locations in 2005

Europe 59%

United States 29%

Asia 8%

Others 4%



## Turnover of ODM division by geographical locations in 2005

Metal frames 52%

Plastic frames 46%

Spare parts 2%