

# FINANCIAL HIGHLIGHTS

## SUMMARY OF OPERATIONS (RMB'000)

	2005	2004 (restated)
Turnover	<b>485,570</b>	512,820
Profit (Loss) from operations	<b>(79,443)</b>	(38,465)
Share of results of associates	<b>(14,294)</b>	(15,035)
Profit (Loss) before tax	<b>20,239</b>	(64,555)
Profit (Loss) attributable to equity holders of the Company	<b>28,255</b>	(61,438)
Basic Earnings (Loss) per share	<b>RMB0.07</b>	(RMB0.15)

## SUMMARY OF NET ASSETS (RMB'000)

	31 December 2005	31 December 2004
Total assets	<b>935,685</b>	1,019,244
Total liabilities	<b>271,808</b>	355,392
Net assets	<b>580,939</b>	551,214
Net assets per share*	<b>RMB1.45</b>	RMB 1.38

\* On 31 December 2005, net assets per share is calculated on the basis of net assets of RMB580,939,000 (2004: RMB551,214,000) and the total number of issued shares of 400,000,000 shares (2004: 400,000,000 shares).

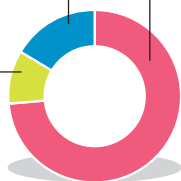
### TURNOVER (by major products) (RMB'000)

#### 2005

COPPER CABLES AND RELATED PRODUCTS  
357,645

CABLE JOINING SLEEVES AND  
RELATED PRODUCTS 79,558

OPTICAL FIBRES AND  
RELATED PRODUCTS  
48,367

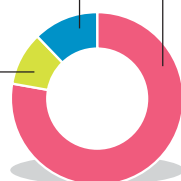


#### 2004

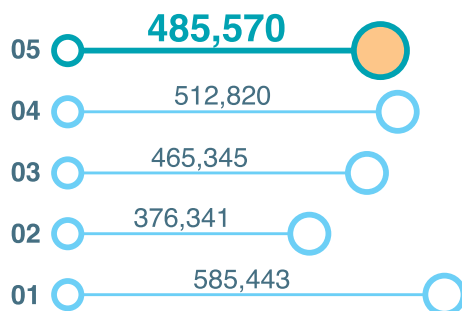
COPPER CABLES AND RELATED PRODUCTS  
399,783

CABLE JOINING SLEEVES AND  
RELATED PRODUCTS 61,979

OPTICAL FIBRES AND  
RELATED PRODUCTS  
51,058



### TURNOVER (RMB'000)



### PROFIT / (LOSS) ATTRIBUTABLE TO THE EQUITY HOLDERS OF THE COMPANY (RMB'000)

