

Financial Highlights

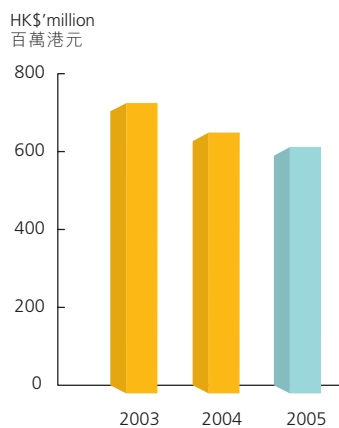
財務摘要

Year ended 31 December

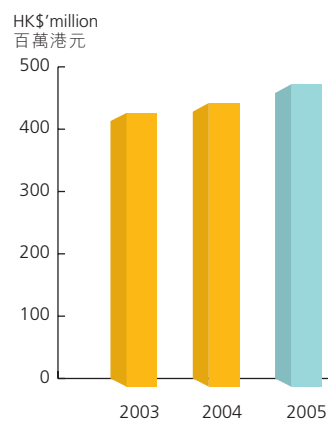
截至十二月三十一日止年度

		2005 二零零五年 HK\$'000 千港元	2004 二零零四年 HK\$'000 千港元	2003 二零零三年 HK\$'000 千港元
Revenue	收益	608,145	645,024	720,658
Profit for the year	本年利潤	29,988	17,904	15,705
Profit attributable to equity holders of the parent	本公司股東應佔利潤	26,054	13,564	12,878
Basic earnings per share	每股基本盈利	0.70 cent 仙	0.36 cent 仙	0.35 cent 仙
Total assets	資產總值	948,227	831,458	833,793
Total liabilities	負債總值	(442,305)	(358,658)	(381,624)
Minority interests	少數股東權益	(34,071)	(30,465)	(26,124)
Net assets (net of minority interest)	資產淨值 (扣除少數股東權益)	471,851	442,335	426,045

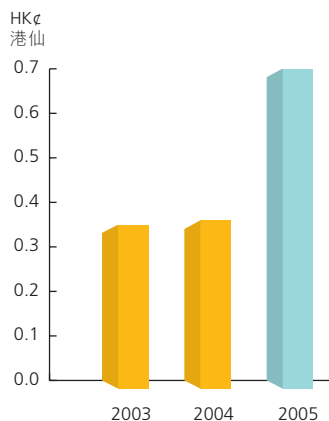
Revenue
收益



Net assets
資產淨值



Basic earnings per share
每股基本盈利



2005 Revenue by Business Segments
二零零五年按業務劃分收益

