

Financial Summary for Five Years

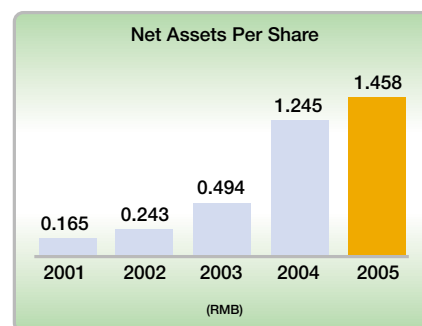
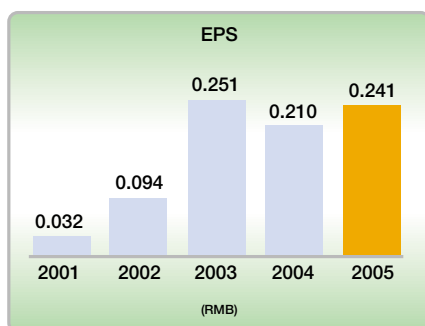
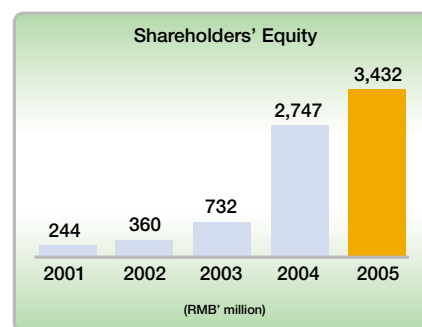
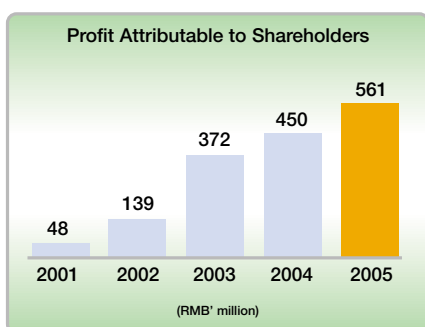
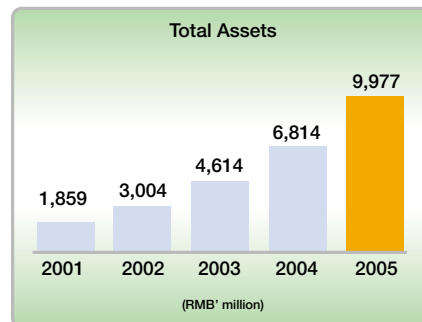
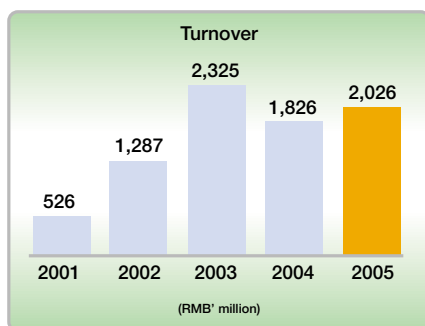
For the year ended 31 December

(RMB' million)

Consolidated Income Statement	2001	2002	2003	2004	2005
Turnover	526	1,287	2,325	1,826	2,026
Gross profit	129	335	644	704	814
EBIT	85	225	560	715	859
Profit attributable to shareholders	48	139	372	450	561
Gross margin	25%	26%	28%	39%	40%
Net margin	9%	11%	16%	25%	28%
EPS (RMB)	0.032	0.094	0.251	0.210	0.241

Balance Sheet	2001	2002	2003	2004	2005
Total assets	1,859	3,004	4,614	6,814	9,977
Shareholders' equity	244	360	732	2,747	3,432
Return on equity*	26%	46%	68%	26%	18%
Asset turnover rate	33%	53%	61%	32%	24%
Net assets per share (RMB)	0.165	0.243	0.494	1.245	1.458

* Average of shareholders' equity as at the beginning and end of each year



Notes:

- For the years ended 31 December 2001, 2002 and 2003, the calculation of earnings per share and net assets per share is based on net profit attributable to shareholders of the Company for each year during that period and net assets attributable to shareholders of the Company as at 31 December 2001, 2002 and 2003, and the weighted average number of 1,480,430,000 ordinary shares in issue, assuming that those shares had been in issue during that period.
- For the year ended 31 December 2004, the calculation of earnings per share and net assets per share is based on net profit attributable to shareholders of the Company for that year and net assets attributable to shareholders of the Company as at 31 December 2004, and the weighted average number of 2,206,781,500 ordinary shares in issue, after taking into account 726,351,500 new shares issued through the global offering in February 2004.
- For the year ended 31 December 2005, the calculation of earnings per share and net assets per share is based on net profit attributable to shareholders of the Company for that year and net assets attributable to shareholders of the Company as at 31 December 2005, and the weighted average number of 2,353,384,187 ordinary shares in issue, after taking into account 146,602,687 new shares issued in March 2005.