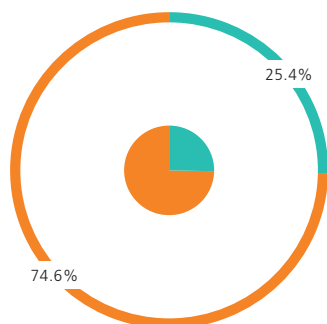


財務摘要 Financial Highlights

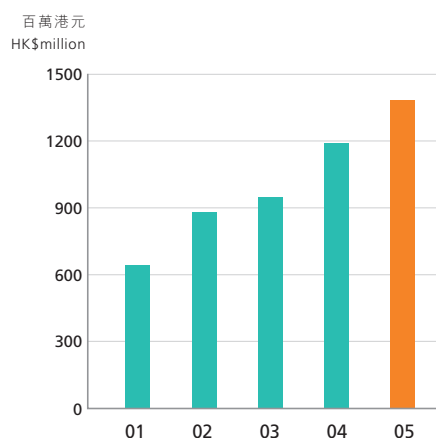
二零零五年度集團按業務劃分之總營業額
2005 Group's Total Turnover by Categories



■ 包裝印刷業務 Package printing business		25.4%
• 香煙 Tobacco	92.3%	
• 藥品 Pharmaceutical products	3.4%	
• 酒類 Wine	0.9%	
• 其他 Others	3.4%	

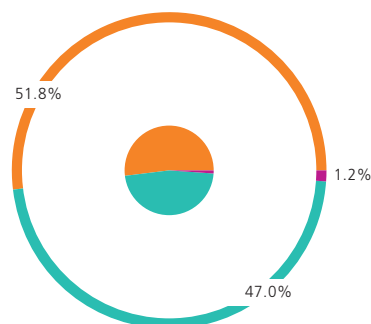
■ 分銷及其他業務 Distribution and other businesses		74.6%
• 電子零件分銷 Distribution of electronic components	39.3%	
• 大宗貨物分銷 Distribution of mass merchandise	60.5%	
• 其他 Others	0.2%	

營業額 Turnover



	千港元 HK\$'000
2005	1,381,172
2004	1,188,531
2003	947,208
2002	879,006
2001	641,230

二零零五年度集團按地區劃分之總營業額
2005 Group's Total Turnover by Geographical

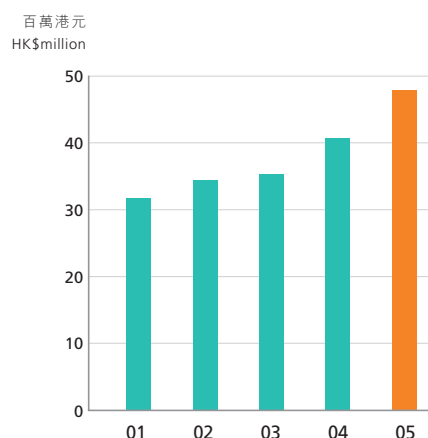


■ 中國 The PRC		51.8%
• 雲南省 Yunnan Province	41.9%	
• 廣東省 Guangdong Province	51.1%	
• 四川省 Sichuan Province	2.0%	
• 貴州省 Guizhou Province	2.4%	
• 其他 Others	2.6%	

■ 香港 Hong Kong	47.0%
----------------	-------

■ 歐洲 Europe	1.2%
-------------	------

股權持有人應佔溢利 Profit Attributable to Equity Holders



	千港元 HK\$'000
2005	47,838
2004 (restated) (重列)	40,644
2003	35,260
2002	34,360
2001	31,569