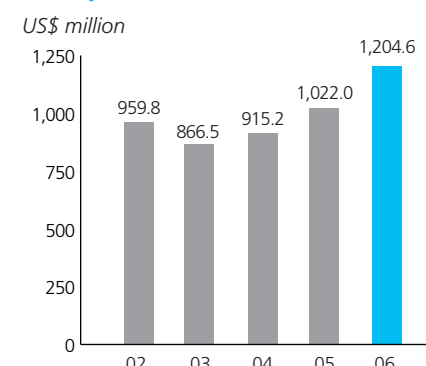


Financial Highlights

- Group revenue increased by 17.9% to US\$1,204.6 million
- Profit attributable to shareholders set a new record of US\$128.8 million
- Final dividend of US26.0 cents per share, total dividend per share for the year up 146.2%
- Strong all-round growth at electronic learning products business
- Outperformance by contract manufacturing services business
- Turnaround in profitability of telecommunication products business with continuous growth in Europe
- Well positioned for further growth

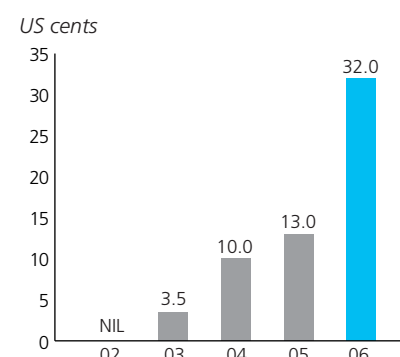
+17.9%

Group Revenue in Last 5 Years



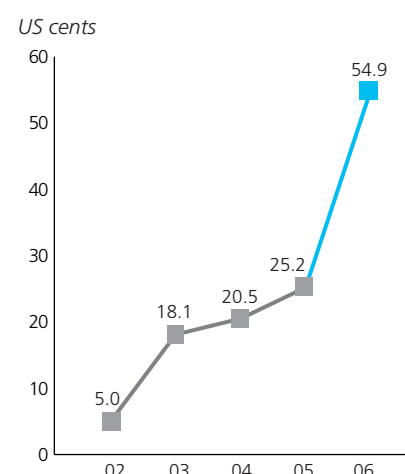
+146.2%

Dividends Per Share in Last 5 Years



+117.9%

Earnings Per Share in Last 5 Years



For the year ended 31st March	2006	2005	Change
Operating results (US\$ million)			
Revenue	1,204.6	1,022.0	17.9%
Gross profit	446.7	328.8	35.9%
Operating profit	136.2	62.7	117.2%
Profit before taxation	140.1	63.7	119.9%
Profit attributable to shareholders	128.8	56.9	126.4%
Financial position (US\$ million)			
Cash generated from operations	182.9	60.7	201.3%
Net cash	242.4	123.7	96.0%
Shareholders' fund	306.2	203.3	50.6%
Per share data (US cents)			
Earnings per share – basic	54.9	25.2	117.9%
Earnings per share – diluted	54.3	24.9	118.1%
Dividend per share	32.0	13.0	146.2%
Other data (US\$ million)			
Capital expenditure	32.1	21.5	49.3%
R&D expenditure	40.3	38.5	4.7%
Key ratios (%)			
Gross profit margin	37.1	32.2	4.9% pts
Operating profit margin	11.3	6.1	5.2% pts
Net profit margin	10.7	5.6	5.1% pts
EBITDA/Revenue	12.9	7.9	5.0% pts
Return on shareholders' fund	42.1	28.0	14.1% pts