

Financial Highlights

財務摘要

Consolidated profit and loss data

綜合損益賬資料

Year ended 31 March 2006

截至2006年3月31日

		2006 HK\$'000	2005 HK\$'000	2004 HK\$'000	2003 HK\$'000	2002 HK\$'000
Revenue	收益	1,250,595	1,232,828	1,395,111	1,735,428	1,530,706
Operating profit/(loss) before taxation	除稅前經營 溢利／(虧損)	120,499	44,910	(57,363)	16,447	51,425
Taxation	稅項	100	195	(4,329)	3,463	(3,734)
Profit/(loss) before minority interests	除少數股東權益前 之溢利／(虧損)	120,599	45,105	(61,692)	19,910	47,691
Minority interests	少數股東權益	(103)	240	45	(1,485)	5,741
Net profit/(loss) attributable to shareholders	股東應佔溢利／ (虧損)淨額	120,496	45,345	(61,647)	18,425	53,432
Dividends	股息	(74,485)	(128,021)	(128,021)	(34,915)	(40,735)
Per share data	每股資料	HK cents	HK cents	HK cents	HK cents	HK cents
Earnings/(loss)	盈利／(虧損)	10.35	3.90	(5.30)	1.58	4.69
Interim dividend	中期股息	2.2	1.00	–	2.00	2.50
Interim special dividend	中期特別股息	–	–	1.00	–	–
Proposed final dividend	擬派末期股息	4.2	2.00	–	–	1.00
Proposed final special dividend	擬派末期特別股息	–	8.00	10.00	1.00	–

Consolidated balance sheet

綜合資產負債表

As at 31 March 2006

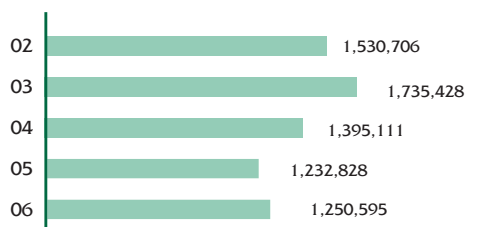
於2006年3月31日

		2006 HK\$'000	2005 HK\$'000	2004 HK\$'000	2003 HK\$'000	2002 HK\$'000
			(Restated)			
			(重列)			
Property, plant and equipment	物業、廠房及設備	98,176	116,306	144,849	200,706	197,544
Investment properties	投資物業	35,958	35,850	35,900	3,919	17,649
Goodwill	商譽	35,878	35,878	38,075	40,273	55,754
Time deposits	定期存款	38,785	54,579	15,594	–	–
Cash	現金	617,420	540,976	515,336	359,415	239,112
Other net current assets/ (liabilities)	其他流動資產 淨值／(負債)	117,996	190,270	329,335	556,872	683,376
Total assets over current liabilities	總資產減流動負債	980,556	1,002,639	1,085,030	1,166,842	1,193,435
Minority interests	少數股東權益	(16,176)	(16,073)	(16,313)	(16,358)	(14,873)
Non current liabilities	非流動負債	(4,898)	(2,503)	(1,928)	(2,064)	(2,017)
Shareholders' funds	股東資金	959,482	984,063	1,066,789	1,148,420	1,176,545
		%	%	%	%	%
Debt to equity ratio	債務與資本比率	–	–	–	6.00	–
Return on equity	資金回報率	12.6	4.61	N/A	1.67	4.54
Dividend pay-out ratio	派息率	61.84	282.05	N/A	179	76.24
Current ratio	流動比率	626.78	665.21	678.22	462.21	479.82

Revenue

收益

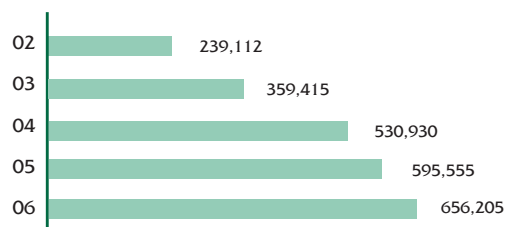
HK\$'000
港幣千元



Cash balance

現金結餘

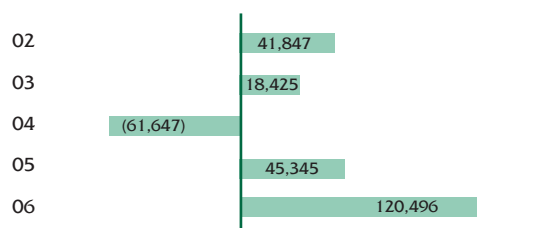
HK\$'000
港幣千元



Net profit/(loss) attributable to shareholders

股東應佔溢利/(虧損)淨額

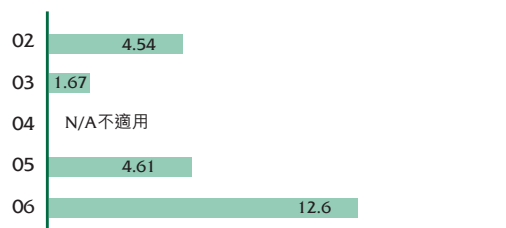
HK\$'000
港幣千元



Return on equity

資金回報率

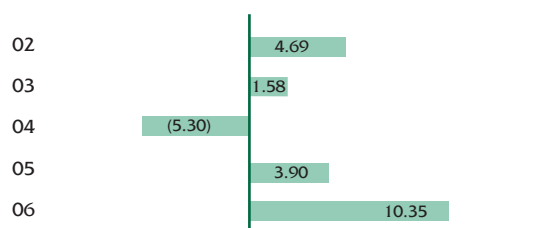
%
百分比



Earnings/(loss) per share

每股盈利/(虧損)


HK ¢
港仙



Dividend per share

每股股息

HK ¢
港仙



Current ratio

流動比率

%
百分比

