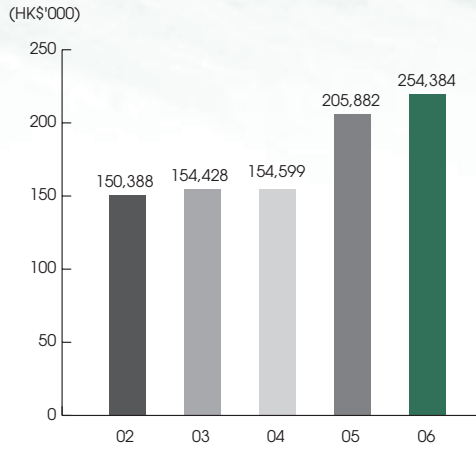


Financial Highlight

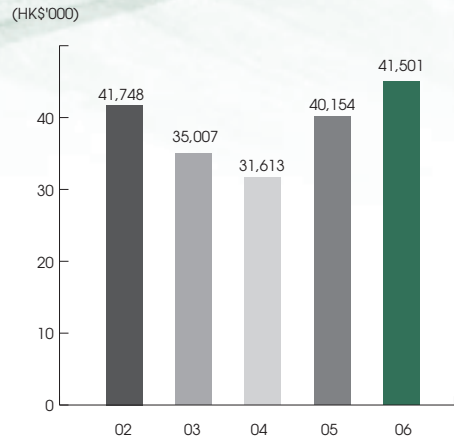
	2006 <i>HK\$'000</i>	2005 <i>HK\$'000</i>	Change
Operating results			
Turnover	254,384	205,882	+ 23.6%
Gross Profit	82,995	67,982	+ 22.1%
Profit before tax	45,742	43,791	+ 4.5%
Profit for the year	41,501	40,154	+ 3.4%
Business performance ratios			
Gross profit margin	32.6%	33.0%	
Net profit margin	16.3%	19.5%	
Return on shareholders' equity	25.8%	30.0%	
Current ratio	8.00	7.12	
Quick ratio	5.41	5.60	
Debt ratio	0.12	0.13	
Share data (as at year end date)			
Shares in issue ('000)	318,500	318,500	
Shares closing price	HK\$0.67	HK\$0.70	
Market capitalisation (HK\$'000)	213,395	222,950	
Basic earnings per share	HK13.03 cents	HK12.61 cents	
Price earnings ratio	5.14	5.55	
Interim dividend per share	HK2.4 cents	HK2.0 cents	
Final dividend per share	HK2.0 cents	HK2.2 cents	
Total dividend per share	HK4.4 cents	HK4.2 cents	
Dividend payout ratio	33.8%	33.3%	
Net asset value per share	HK\$0.51	HK\$0.42	
Price-to-book value ratio	1.31	1.67	

Financial Highlight

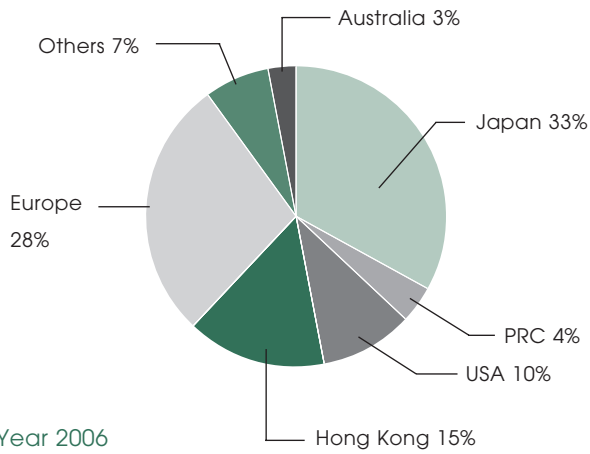
TURNOVER



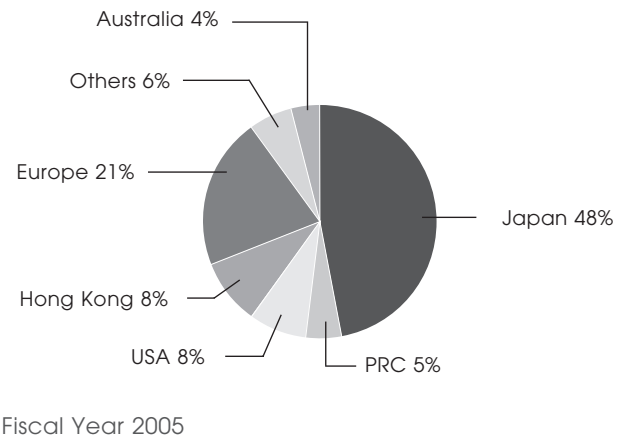
PROFIT ATTRIBUTABLE TO SHAREHOLDERS



TURNOVER BY GEOGRAPHICAL SEGMENT

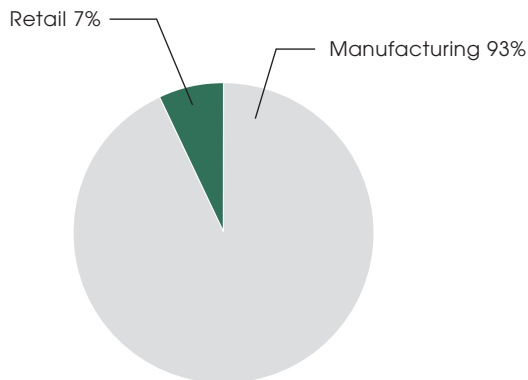


Fiscal Year 2006

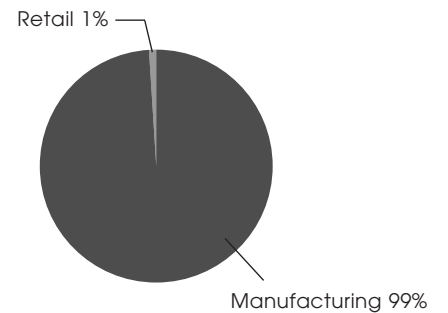


Fiscal Year 2005

TURNOVER BY BUSINESS SEGMENT



Fiscal Year 2006



Fiscal Year 2005