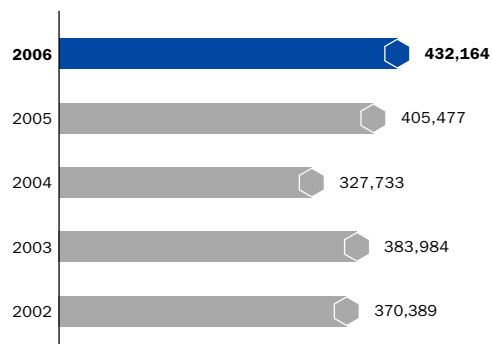
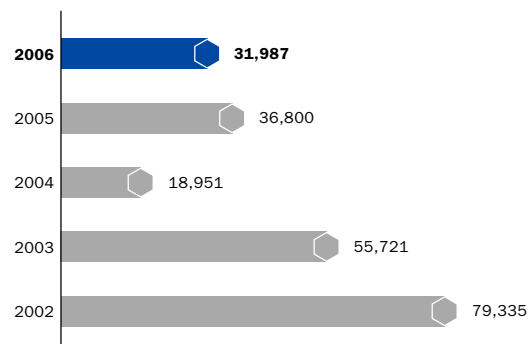


Financial Highlights

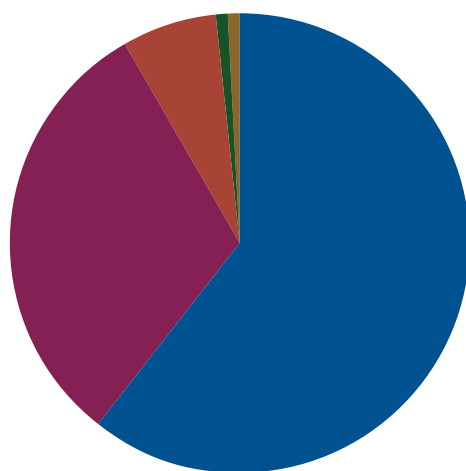
REVENUE (HK\$'000)



NET PROFIT FROM ORDINARY ACTIVITIES ATTRIBUTABLE TO SHAREHOLDERS (HK\$'000)



BREAKDOWN OF REVENUE BY GEOGRAPHICAL AREA FOR THE YEAR ENDED 31 MARCH 2006



■ Europe	60.78%
■ North America	31.12%
■ The People's Republic of China (including Hong Kong)*	6.53%
■ Other Asian Countries	1.00%
■ Others	0.57%

*Note: Sales are primarily to agents in Hong Kong but are also to local retailers. The directors believe that the agents in Hong Kong export most of the Group's products to Europe and North America.