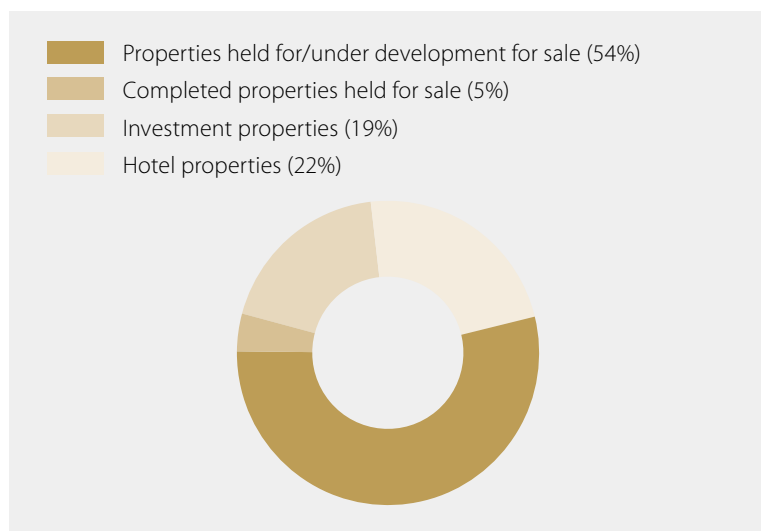











# Principal Properties

As at 31st March 2006

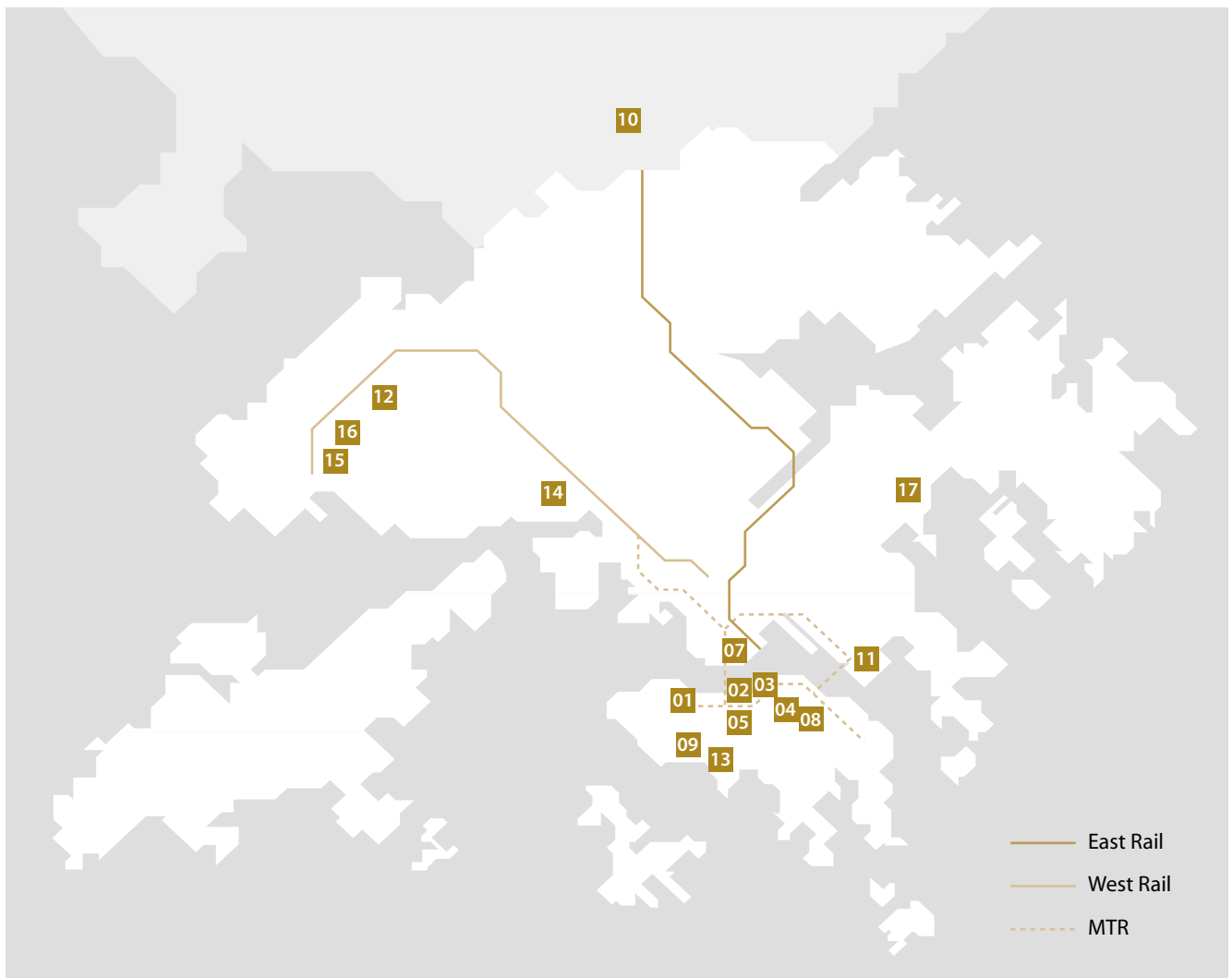


	Attributed GFA (sq. ft.)
Properties held for/under development for sale	1,122,000
Completed properties held for sale	116,000
Investment properties	390,000
Hotel properties	469,000
<b>Total</b>	<b>2,097,000</b>



## Principal Properties

As at 31st March 2006



## Our properties

- |  |                                |                                      |
|--|--------------------------------|--------------------------------------|
| <b>01</b> Asia Standard Tower              | <b>07</b> Empire Hotel Kowloon | <b>13</b> 238-242 Aberdeen Main Road |
| <b>02</b> Asia Orient Tower                | <b>08</b> 28 Marble Road       | <b>14</b> Castle Peak Road           |
| <b>03</b> Goldmark                         | <b>09</b> Bayshore Apartments  | <b>15</b> Lam Tei                    |
| <b>04</b> 8 Wing Hing Street               | <b>10</b> Oriental Garden      | <b>16</b> Hung Shui Kiu              |
| <b>05</b> Empire Hotel                     | <b>11</b> Canaryside           | <b>17</b> Sha Ha                     |
| <b>06</b> Empire Landmark Hotel, Vancouver | <b>12</b> Ping Shan            |                                      |

## Principal Properties

As at 31st March 2006

Properties	Group's interest	Approx. site area (sq. ft.)	Approx. gross floor area (sq. ft.)	Type
<b>I Investment properties</b>				
01 Asia Standard Tower 59-65 Queen's Road Central, Hong Kong.	100%	7,800	133,000	Commercial
02 Asia Orient Tower Town Place, 33 Lockhart Road, Wanchai, Hong Kong.	100%	7,300	114,000	Commercial
03 Goldmark 502 Hennessy Road, Causeway Bay, Hong Kong.	33%	6,300	106,000	Commercial
04 8 Wing Hing Street, Causeway Bay, Hong Kong.	100%	6,200	108,000	Commercial
<b>II Hotel properties</b>				
05 Empire Hotel 33 Hennessy Road, Wanchai, Hong Kong.	56.9%	10,600	184,000 (362 rooms)	Hotel
06 Empire Landmark Hotel 1400 Robson Street, Vancouver B.C., Canada.	56.9%	41,000	420,000 (358 rooms)	Hotel
07 Empire Hotel Kowloon 62 Kimberley Road, Tsimshatsui, Kowloon.	56.9%	11,400	220,000 (315 rooms)	Hotel
<b>III Completed properties held for sale</b>				
<b>Hong Kong</b>				
08 Portion of office floors at 28 Marble Road, North Point, Hong Kong.		80%	61,000	Commercial
09 Bayshore Apartments 244 Aberdeen Main Road, Hong Kong.		90%	4,000	Residential
<b>PRC</b>				
10 Oriental Garden Nos. H212-28 Dong Feng Fang, Luo Hu District, Shenzhen, PRC.		41.32%	154,000	Commercial/ Residential

## Principal Properties

As at 31st March 2006

Properties	Group's interest	Approx. site area (sq. ft.)	Approx. gross floor area (sq. ft.)	Type	Stage and estimated date of completion
<b>IV Properties held for/under development for sale</b>					
11 Canaryside, 8 Shung Shun Street, Lei Yue Mun, Kowloon.	100%	26,500	190,000	Commercial/ Residential	Superstructure (2006)
12 Ping Shan, Yuen Long, New Territories.	100%	35,400	43,000	Residential	Superstructure (2006)
13 238-242 Aberdeen Main Road, Hong Kong.	100%	16,200	150,000	Commercial/ Residential	Foundation (2008)
14 Castle Peak Road, Yau Kam Tau, New Territories.	50%	83,600	200,000	Residential	Foundation (2008)
15 Lam Tei, Tuen Mun, New Territories.	100%	19,000	79,000	Commercial/ Residential	Planning (2009)
16 Hung Shui Kiu, Yuen Long, New Territories.	80%	95,800	595,000	Commercial/ Residential	Planning (2009)
17 Sha Ha, Sai Kung, New Territories.	7.5%	508,300	1,118,000	Residential	Planning (2009)