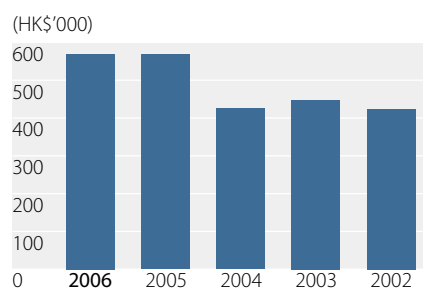
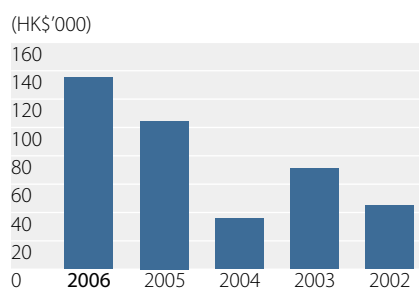


Financial Summary

Turnover



Gross operating profit

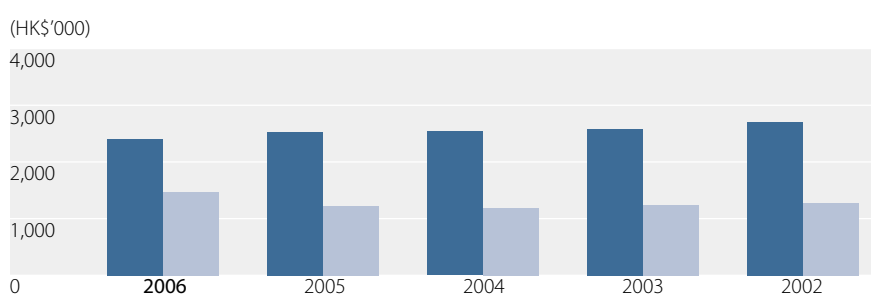


Year ended 31st March

	2006	2005	2004	2003	2002
	HK\$'000	HK\$'000	HK\$'000	HK\$'000	HK\$'000
		(restated)	(restated)	(restated)	(restated)
Turnover	569,792	569,248	425,966	448,215	424,884
Gross operating profit	135,547	104,699	36,026	71,255	46,200
Depreciation and amortisation	(72,741)	(71,799)	(77,209)	(77,443)	(51,083)
Finance cost	(54,280)	(37,695)	(41,073)	(46,845)	(23,409)
(Loss)/profit attributable to shareholders	(20,843)	29,207	(71,359)	(53,151)	(18,802)

Total Assets and Shareholders' fund

■ Total Assets
■ Shareholders' funds



	2006	2005	2004	2003	2002
	HK\$'000	HK\$'000	HK\$'000	HK\$'000	HK\$'000
		(restated)	(restated)	(restated)	(restated)
Total assets	2,416,761	2,540,136	2,543,117	2,584,162	2,711,774
Total liabilities	(940,276)	(1,313,106)	(1,356,379)	(1,342,788)	(1,427,252)
Shareholders' funds	1,476,485	1,227,030	1,186,738	1,241,374	1,284,522

Note:

The Group has changed certain of its accounting policies following its adoption of new/revised Hong Kong Financial Reporting Standards ("HKFRS") and HKAS (collectively "HKFRS") which are effective for accounting periods commencing on or after 1st January 2005 as described in note 1 to the financial statement. As a result, the 2002, 2003, 2004 and 2005 figures have been restated.