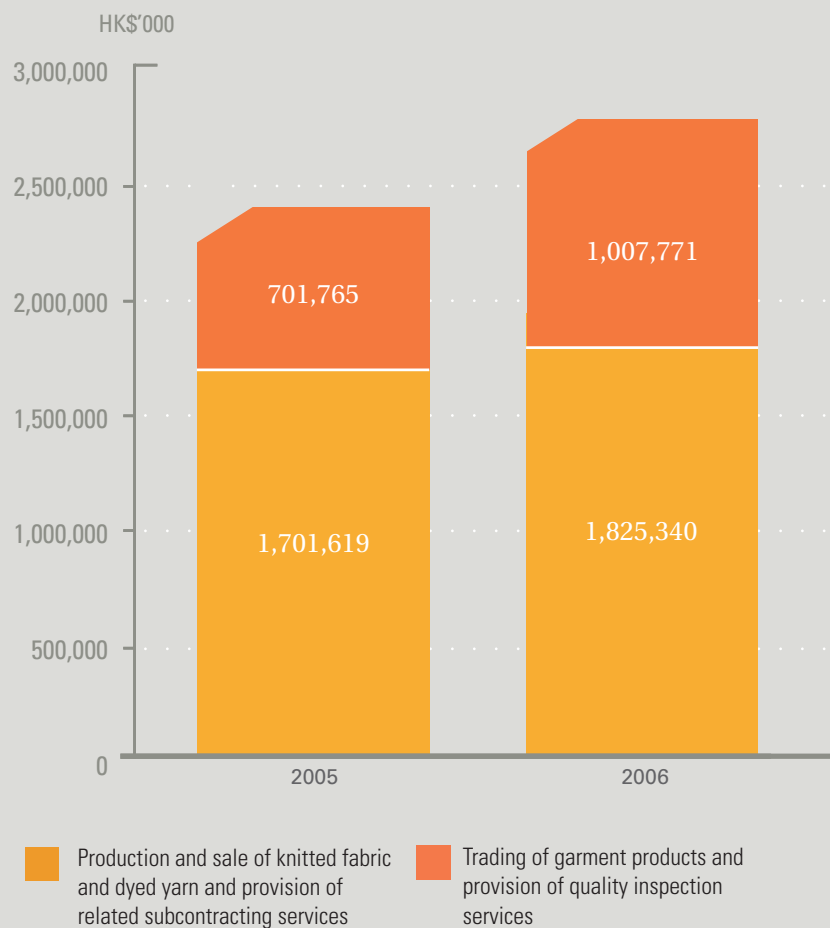


Financial Highlights and Summary

RESULTS

	YEAR ENDED 31 MARCH				2006 HK\$'000
	2002 HK\$'000	2003 HK\$'000	2004 HK\$'000	2005 HK\$'000 (restated)	
Revenue	872,572	1,249,029	1,714,821	2,403,384	2,833,111
Profit before taxation	37,142	118,383	183,614	235,669	301,659
Income tax expense	(1,816)	(11,761)	(11,607)	(15,657)	(27,941)
Profit for the year	35,326	106,622	172,007	220,012	273,718
Attributable to:					
Equity holders of the Company	33,683	92,268	153,290	202,655	250,269
Minority shareholders	1,643	14,354	18,717	17,357	23,449
	35,326	106,622	172,007	220,012	273,718
Distributions	10,793	32,826	47,794	62,132	75,947

REVENUE BY BUSINESS SEGMENTS



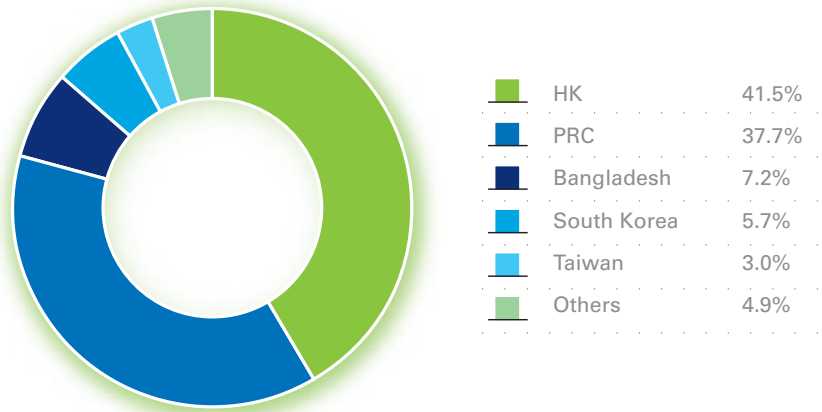
ASSETS AND LIABILITIES

	AT 31 MARCH				2006 HK\$'000
	2002 HK\$'000	2003 HK\$'000	2004 HK\$'000	2005 HK\$'000 (restated)	
Total assets	803,180	1,043,507	1,968,941	2,583,256	3,638,188
Total liabilities	(394,183)	(457,914)	(1,047,894)	(1,474,583)	(2,035,501)
	408,997	585,593	921,047	1,108,673	1,602,687
Equity attributable to:					
Equity holders of the Company	402,010	570,132	896,669	1,071,103	1,547,162
Minority shareholders	6,987	15,461	24,378	37,570	55,525
	408,997	585,593	921,047	1,108,673	1,602,687

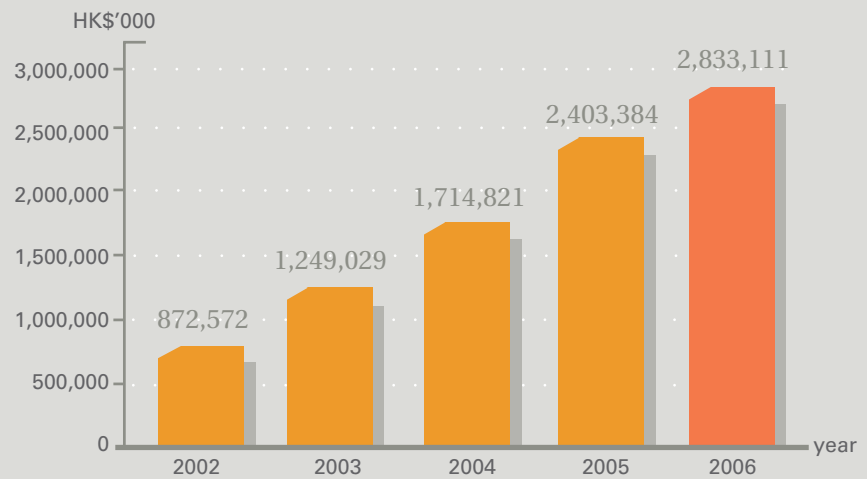
REVENUE BY GEOGRAPHICAL SEGMENTS



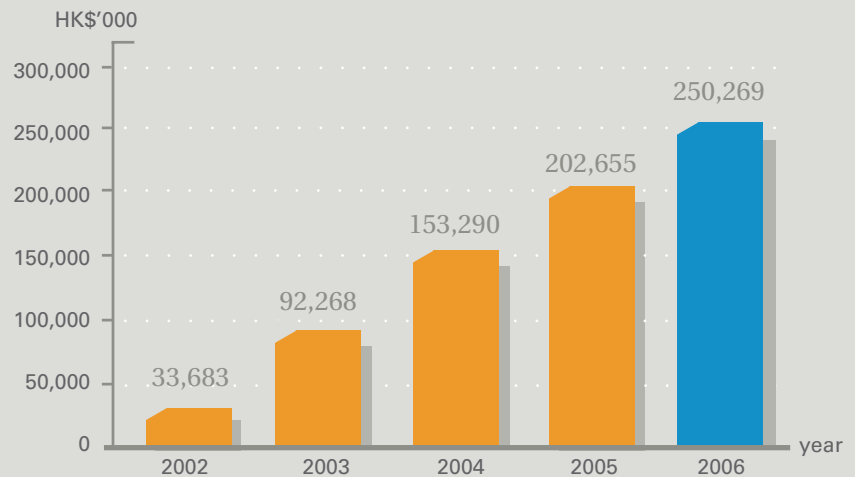
Production and sale of knitted fabric and dyed yarn and provision of related subcontracting services



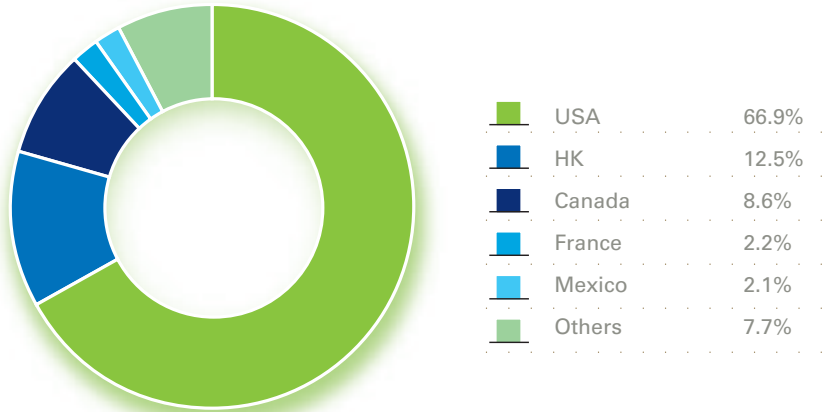
REVENUE



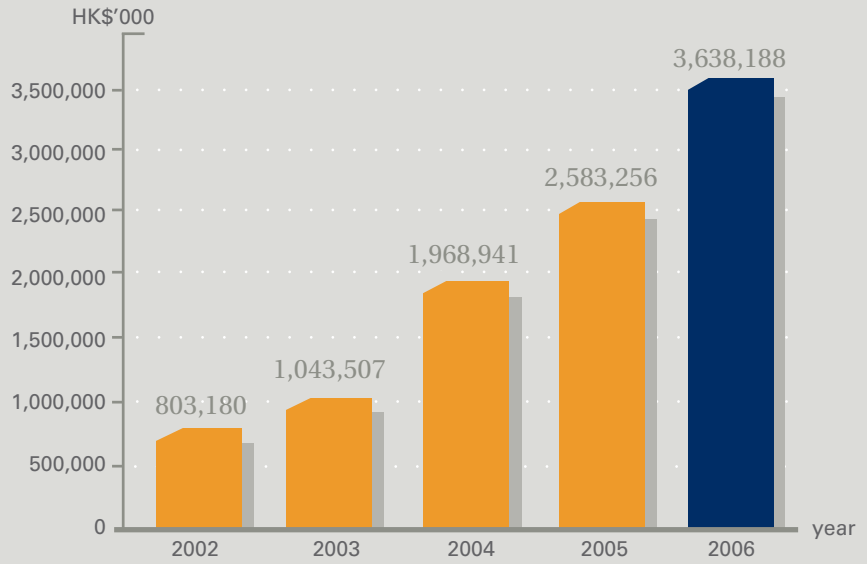
PROFIT FOR THE YEAR ATTRIBUTABLE TO EQUITY HOLDERS OF THE COMPANY



Trading of garment products and provision of quality inspection services



TOTAL ASSETS



EQUITY ATTRIBUTABLE TO EQUITY HOLDERS OF THE COMPANY

