

Financial Summary

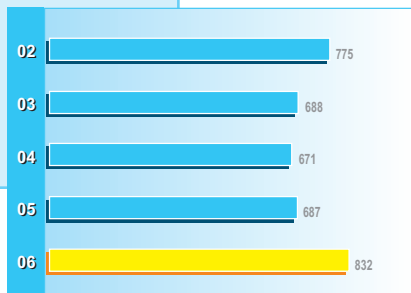
(amounts expressed in Hong Kong Dollars)

The following is a summary of the total assets, total liabilities, share capital and results of the Group for the five years ended 31st March, 2006.

| | 2002 | 2003 | 2004 | 2005 (Restated) | 2006 |
|--|--------|--------|------|--------------------|------|
| Financials (\$ Million) | | | | | |
| Total assets (note b) | 501 | 466 | 473 | 460 | 631 |
| Total liabilities | 116 | 102 | 89 | 82 | 220 |
| Minority interests | 0.18 | 0.19 | 0.17 | 0.18 | 0.18 |
| Shareholders' equity (note b) | 385 | 364 | 384 | 378 | 411 |
| Share capital (note a) (No. of shares issued – in Million) | 171 | 171 | 171 | 171 | 171 |
| Turnover | 775 | 688 | 671 | 687 | 832 |
| Profit (loss) attributable to holders of the Company ("Profit (Loss) for the year") (note b) | (9) | (23) | 23 | 2 | 37 |
| Per Share Basis (\$) | | | | | |
| Earnings (loss) (note b) | (0.05) | (0.13) | 0.13 | 0.01 | 0.22 |
| Dividends | 0.05 | – | 0.05 | 0.02 | 0.08 |
| Net asset value (at book value) (note b) | 2.25 | 2.12 | 2.24 | 2.21 | 2.40 |

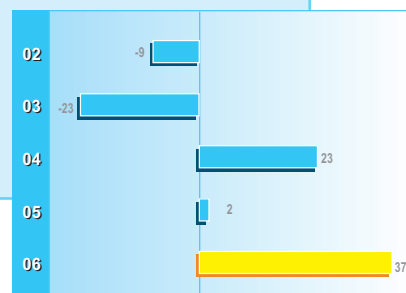
TURNOVER

(\$ Million)



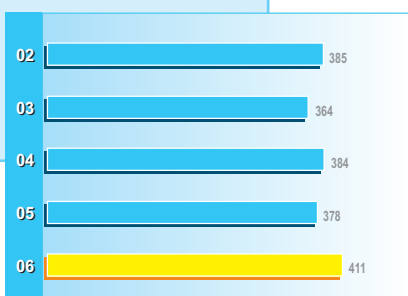
PROFIT (LOSS) FOR THE YEAR

(\$ Million)



SHAREHOLDERS' EQUITY

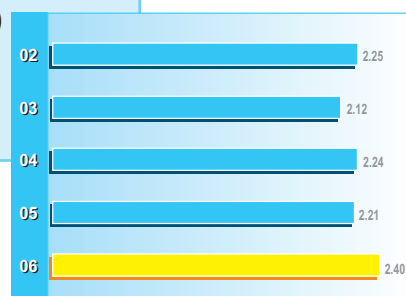
(\$ Million)



NET ASSET VALUE

(PER SHARE BASIS)

(\$)



Notes:

- The calculations for the years ended 31st March, 2002 and 2003 have been adjusted for the consolidation of every five of the Company's ordinary shares of HK\$0.10 each into one ordinary share of HK\$0.50 each in June 2003.
- These figures for 2005 have been restated pursuant to the adoption of all applicable HKFRSs as explained in Note 3 to the financial statements of 2006. Figures for 2004 and prior years have not been restated as it would involve delay and expenses out of proportion to the benefit of shareholders.