

# FINANCIAL HIGHLIGHTS

(Financial figures are expressed in Renminbi ("RMB") million)

	For the six months ended 30th June		For the year ended 31 December				
	2006	2005	2005	2004	2003	2002	2001

## Results


Turnover	417	383	852	714	585	470	415
Profit from operations	105	71	186	142	119	109	72
Profit attributable to shareholders	101	67	165	133	107	93	59

## Assets and liabilities


Non-current assets	161	125	154	105	86	77	51
Current assets	785	685	758	718	607	282	250
Current liabilities	136	112	154	146	100	155	150
Net current assets	649	573	606	572	507	127	100
Total assets less current liabilities	810	698	760	677	593	204	151
Non-current liabilities	-	-	-	-	-	-	-
Shareholders' Equity	810	698	760	677	593	204	151

## Turnover (RMB millions)

For the year ended 31 December



For the six months ended 30 June



## Profit from Operations (RMB millions)

For the year ended 31 December



For the six months ended 30 June




## Profit Attributable to Shareholders (RMB millions)

For the year ended 31 December

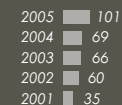


For the six months ended 30 June



## Dividend History (RMB millions)

For the year ended 31 December



For the six months ended 30 June



\* Note: The figure illustrates dividends declared for the period indicated, not actual dividends paid during the period indicated. The figure also illustrates an interim dividend of RMB 0.11 per share, totaling RMB60.2 million declared for the period ended 30 June 2006.