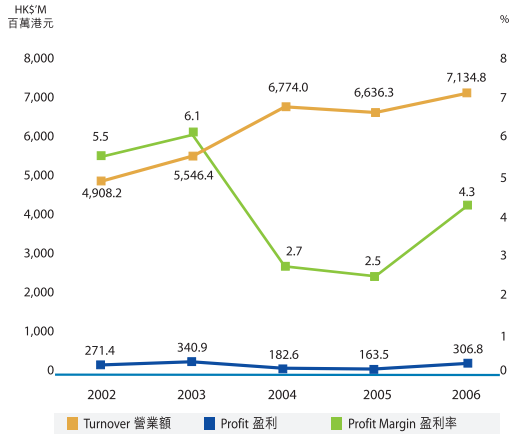


## FINANCIAL AND STATISTICAL HIGHLIGHTS • 財務及統計摘要

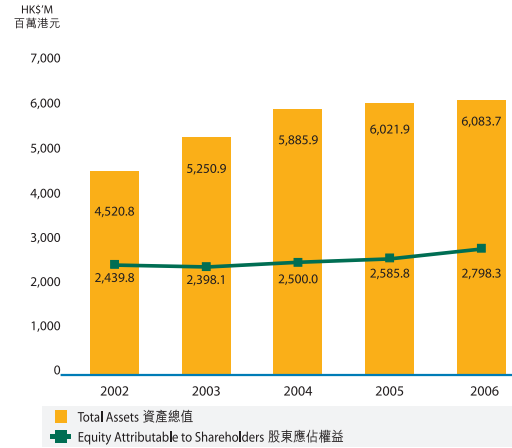
		2006 HK\$Mil 百萬港元	2005 HK\$Mil 百萬港元 (restated) (重列)	Changes 變動
<b>Operating Results</b>	<b>營運業績</b>			
Turnover	營業額	7,134.8	6,636.3	7.5%
Profit	盈利			
Total	總值	306.8	163.5	87.6%
Profit margin	盈利率	4.3%	2.5%	
Per share (cents)	每股(仙)			
– Basic	– 基本	38.64	20.59	87.6%
Dividends	股息			
(after inclusion of proposed final dividend)	(已包括擬付之末期股息在內)			
Per share (cents)	每股(仙)	11.0	10.0	10.0%
Dividend payout ratio	派息比率	28.5%	48.6%	
<b>Financial Position at Year End</b>	<b>於年度終結時之財務狀況</b>			
(after inclusion of proposed final dividend)	(已包括擬付之末期股息在內)			
Net current assets	流動資產淨值	2,520.3	2,303.9	9.4%
Total assets	資產總值	6,083.7	6,021.9	1.0%
Long-term bank borrowings	長期銀行借貸	1,828.4	1,915.4	-4.5%
Bank borrowings	銀行借貸	2,181.3	2,227.8	-2.1%
Net bank borrowings	銀行借貸淨值	1,517.6	1,690.5	-10.2%
Total liabilities	負債總值	3,337.0	3,491.7	-4.4%
Contingent liabilities	或然負債	—	38.0	-100.0%
Tangible net worth	有形淨值	2,746.7	2,530.2	8.6%
Net asset value per share (cents)	每股資產淨值(仙)	345.9	318.7	8.5%
Capital expenditure	資本開支	464.5	415.6	11.8%
(after inclusion of interest capitalised)	(已包括化作資產之利息在內)			
<b>Financial Statistics</b>	<b>財務統計</b>			
(after inclusion of proposed final dividend)	(已包括擬付之末期股息在內)			
Current ratio	流動比率	2.94	2.63	
Long-term bank borrowings ratio	長期銀行借貸比率	0.67	0.76	
Bank borrowings ratio	銀行借貸比率	0.79	0.88	
Net bank borrowings ratio	銀行借貸淨值比率	0.55	0.67	
Gearing ratio	資本負債比率	1.21	1.40	
Return before tax on average equity	除稅前之平均股東基金回報率	13.2%	7.6%	
Interest cover ratio	利息比率	4.23	4.25	

## FINANCIAL AND STATISTICAL HIGHLIGHTS • 財務及統計摘要

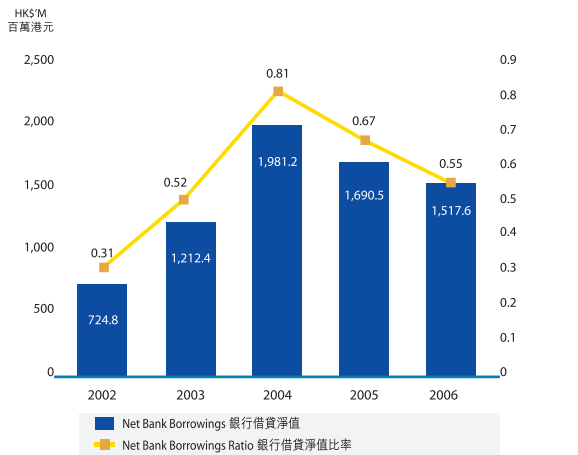
Turnover, Profit and Profit Margin  
營業額、盈利及盈利率



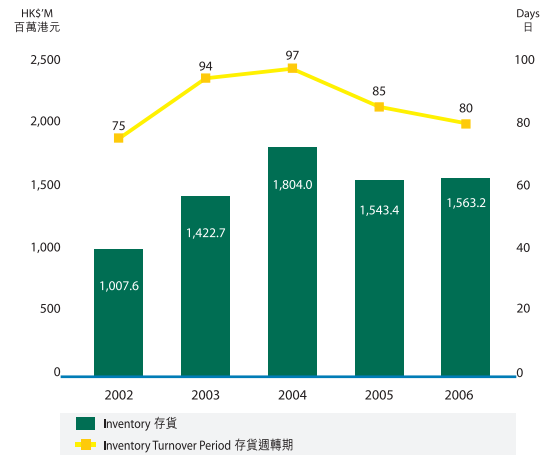
Total Assets and Equity Attributable to Shareholders  
資產總值及股東應佔權益



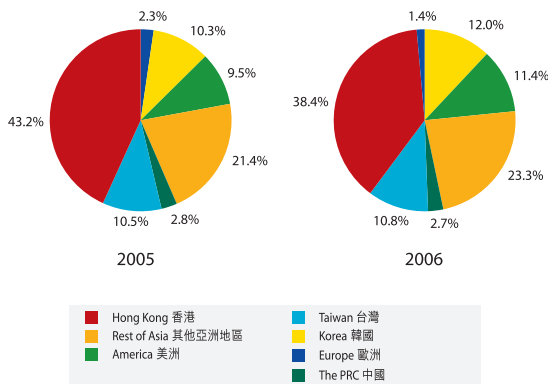
Net Bank Borrowings and Net Bank Borrowings Ratio  
(after inclusion of proposed final dividend)  
銀行借貸淨值及銀行借貸淨值比率 (已包括擬付之末期股息在內)



Inventory and Inventory Turnover Period  
存貨及存貨週轉期



Source of Turnover by Geographical Segments  
(billing addresses of customers)  
營業額—按地域分類 (按客戶帳單地址)



Source of Turnover by Business Segments  
營業額—按業務分類

