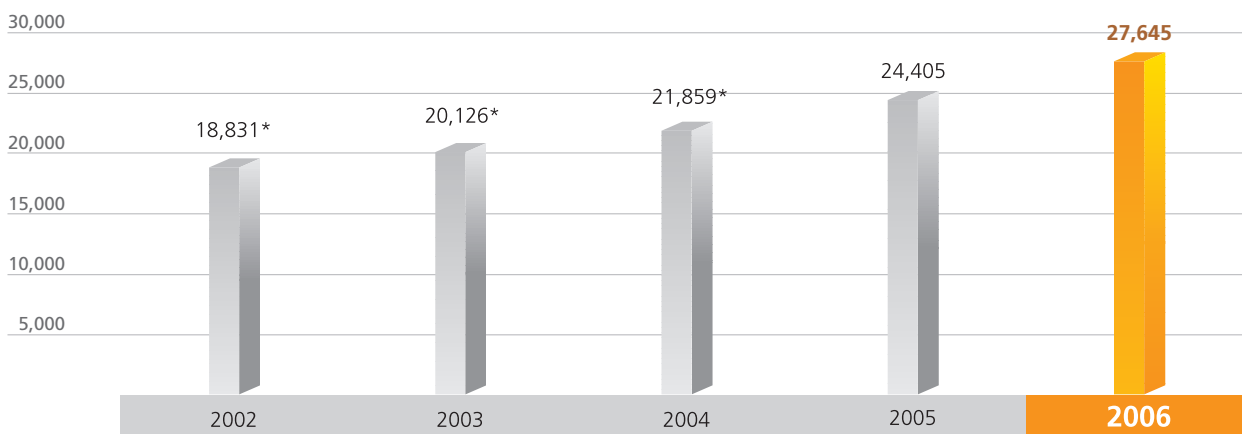


# FIVE-YEAR FINANCIAL SUMMARY

HK\$ Million  
港幣百萬元

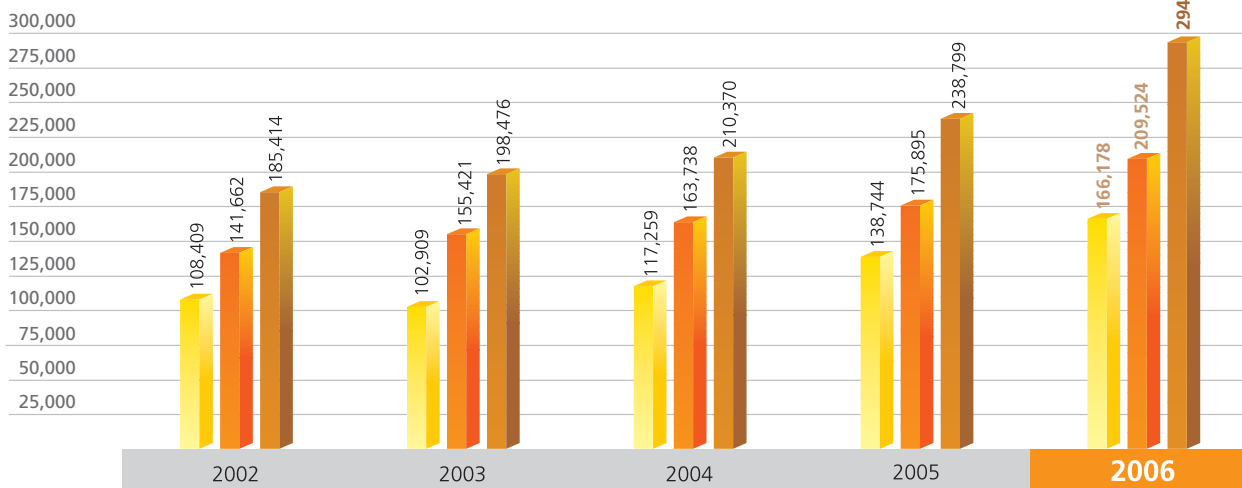
## TOTAL EQUITY 股東權益總額



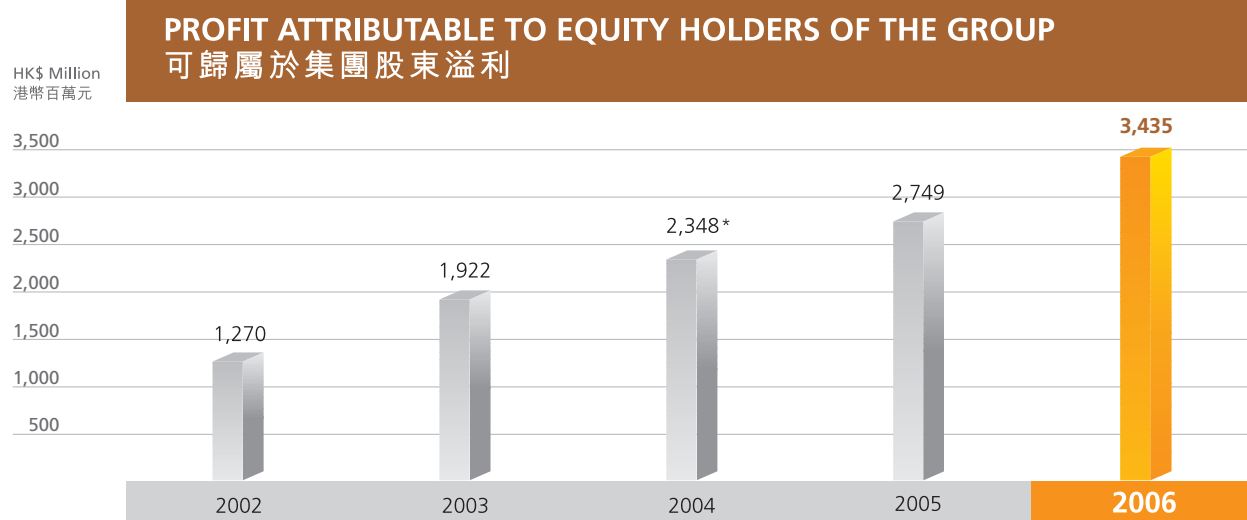
## ADVANCES TO CUSTOMERS / CUSTOMER DEPOSITS / TOTAL CONSOLIDATED ASSETS 客戶貸款／客戶存款／綜合資產總額

HK\$ Million  
港幣百萬元

Advances to Customers 客戶貸款    Customer Deposits 客戶存款    Total Consolidated Assets 綜合資產總額



## 5 年財務概要



## FIVE-YEAR COMPARISON 5 年比較

	2002 HK\$ Million 港幣百萬元	2003 HK\$ Million 港幣百萬元	2004 HK\$ Million 港幣百萬元	2005 HK\$ Million 港幣百萬元	2006 HK\$ Million 港幣百萬元
Total equity 股東權益總額	18,831*	20,126*	21,859*	24,405	27,645
Customer deposits 客戶存款	141,662	155,421	163,738	175,895	209,524
Debt instruments issued 已發行債務證券	10,277	5,527	4,179	6,431	6,999
Advances to customers 客戶貸款	108,409	102,909	117,259	138,744	166,178
Total consolidated assets 綜合資產總額	185,414	198,476	210,370	238,799	294,202
Loan to deposit ratio 貸款對存款比率	71%	64%	70%	76%	77%
Profit attributable to equity holders of the Group 可歸屬於集團股東溢利	1,270	1,922	2,348*	2,749	3,435
Earnings per share 每股盈利	HK\$0.88	HK\$1.32	HK\$1.59*	HK\$1.83	HK\$2.24
Dividends per share 每股股息	HK\$0.56	HK\$0.85	HK\$1.08	HK\$1.26	HK\$1.46

\* Restated due to changes in accounting policies.

\* 因會計政策變更而重報。