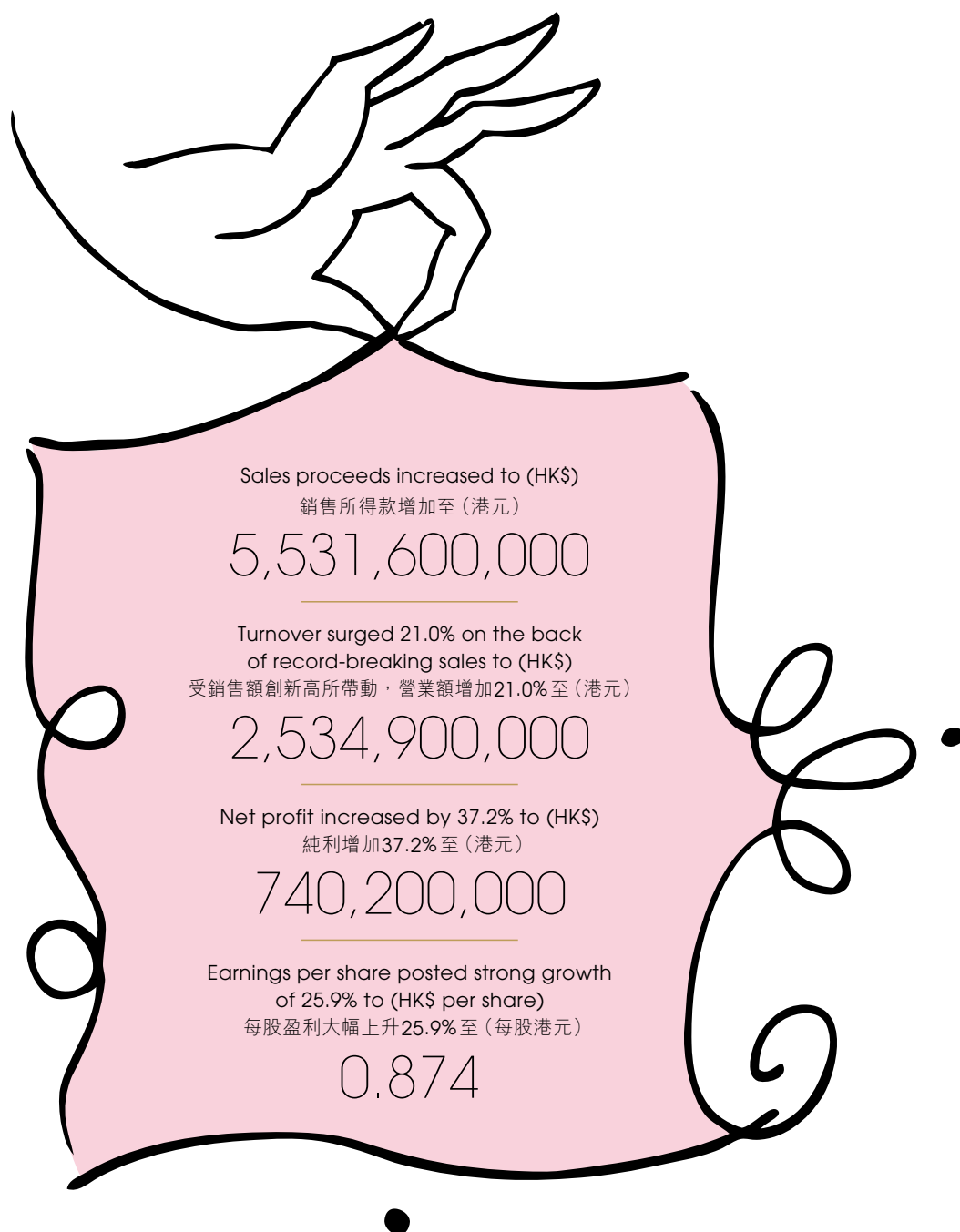


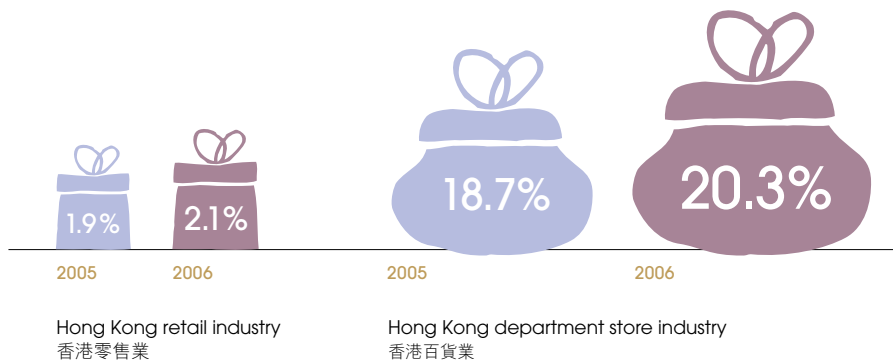
Financial Highlights

Record-breaking Sales and Profit

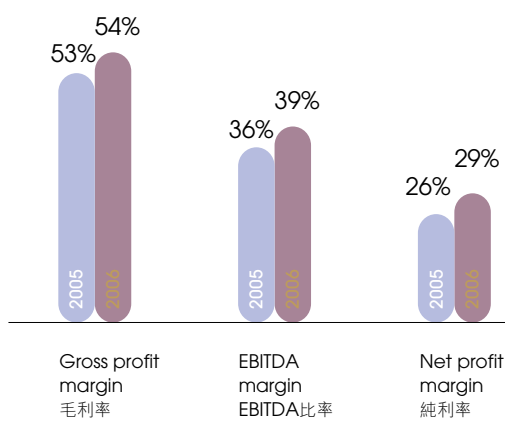
財務摘要 銷售額及溢利創新高



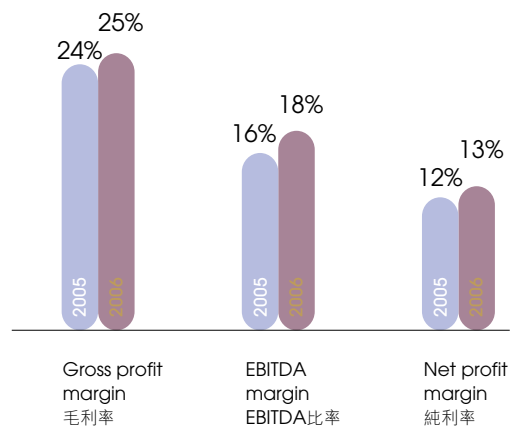
Market share of Hong Kong operations
in Hong Kong retail industry and department store industry
香港業務佔香港零售業總銷售額
及百貨業總銷售額的市場佔有率



Profit margins based on turnover
按營業額計算之邊際利潤率



Profit margins based on sales proceeds
按銷售所得款計算之邊際利潤率





Operating Results 經營業績

HK\$'000 千港元	2006 二零零六年	2005 二零零五年	Change (%) 變動 (%)
Sales proceeds 銷售所得款	5,531,552	4,579,212	+21
Turnover 營業額	2,534,915	2,094,299	+21
EBITDA 除利息、稅項、折舊及攤銷前之盈利	978,565	752,634	+30
Profit attributable to shareholders 股東應佔溢利	740,170	539,378	+37
Basic earnings per share (HK cents) 每股基本盈利 (港仙)	87.37	69.41	+26

for the year ended 31st December 截至十二月三十一日止年度