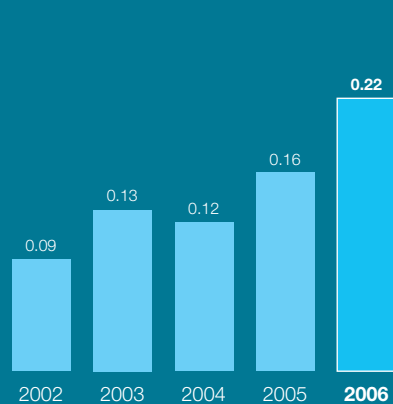


Financial Highlights

| | 2006 RMB'000 | 2005 RMB'000 |
|--|-----------------|-----------------|
| Turnover | 611,443 | 529,343 |
| Profit attributable to equity holders of the Company | 97,377 | 72,290 |
| Dividends per share | HKD0.065 | HKD0.045 |
| Earnings per share | | |
| – basic | RMB0.22 | RMB0.16 |
| – diluted | RMB0.21 | RMB0.16 |

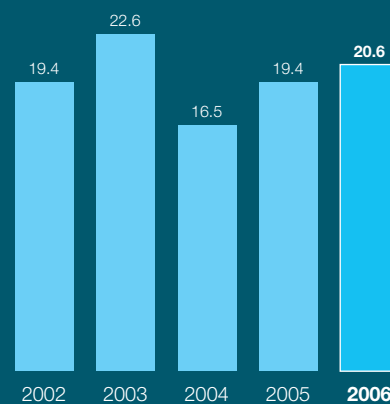
Earnings Per Share - Basic

RMB



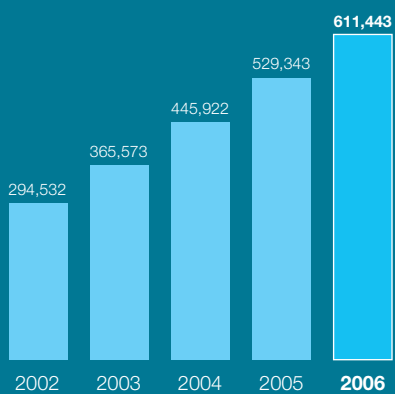
Return on Equity

%



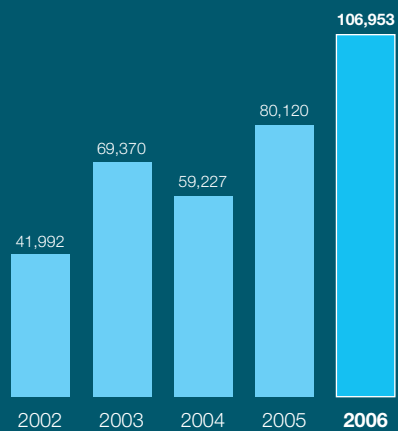
Turnover

RMB'000



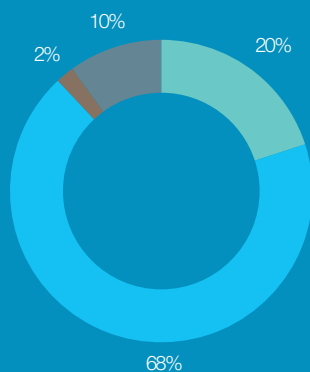
Operating Profit

RMB'000



Turnover Breakdown by Business

- Sale of software
- Software implementation services
- Software solution consulting and support services
- Sales of computer and related products



Profit Attributable to Equity Holders of the Company

RMB'000

