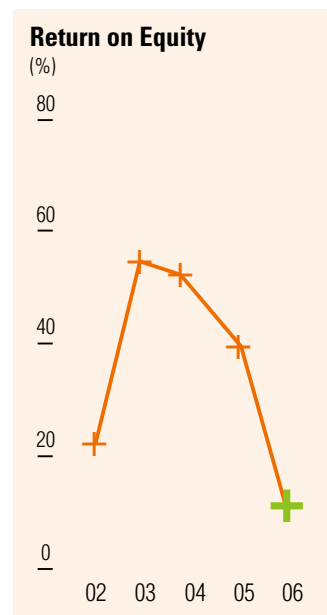
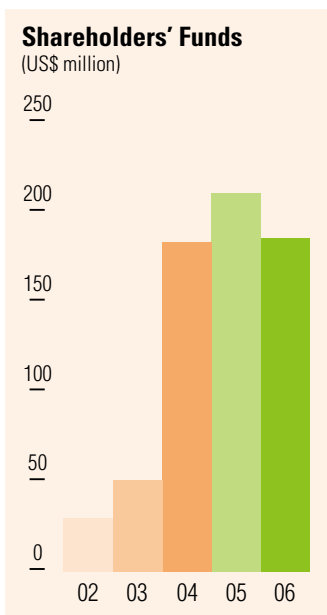
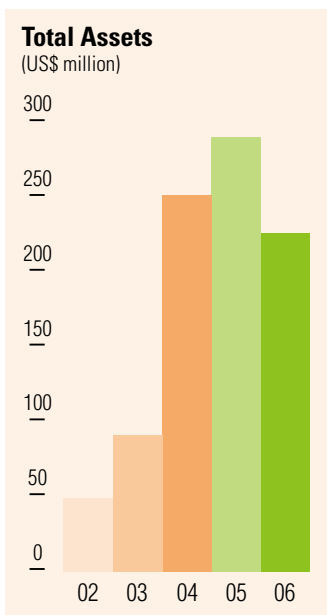
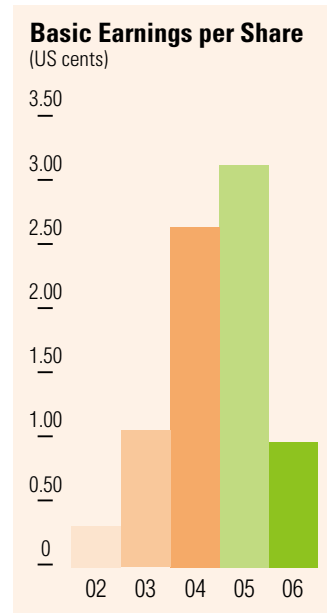
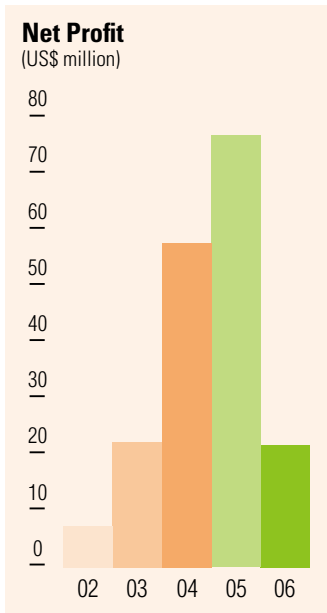
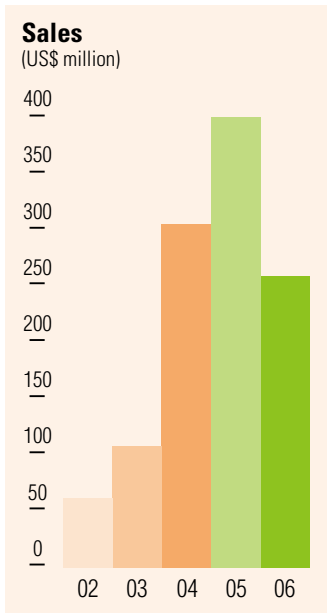


FINANCIAL HIGHLIGHTS

	2006	2005	Change
	US\$ million	US\$ million	
Sales	254.1	394.1	-36%
Gross profit	59.3	119.6	-50%
Net profit	22.4	76.3	-71%
Total assets	221.1	270.3	-18%
Shareholders' funds	179.9	207.0	-13%
US cents			
Earnings per share	0.91	3.12	-71%
Dividends per share	0.77	2.44	-68%

- Sales amounted to US\$254 million
- Net profit was US\$22.4 million
- Basic earnings per share was 0.91 US cents (7.1 HK cents)
- The Board proposed a final dividend per share of 4 HK cents (0.51 US cents)
- Total dividends per share for the year amounted to 6 HK cents (0.77 US cents)



Note: Return on equity is calculated by dividing the net profit for the year by simple average of shareholders' funds at the beginning and end of the year.