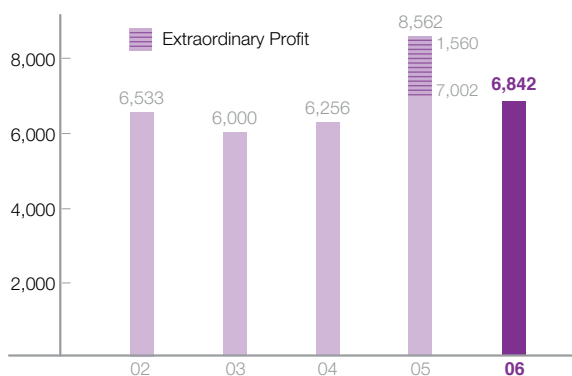


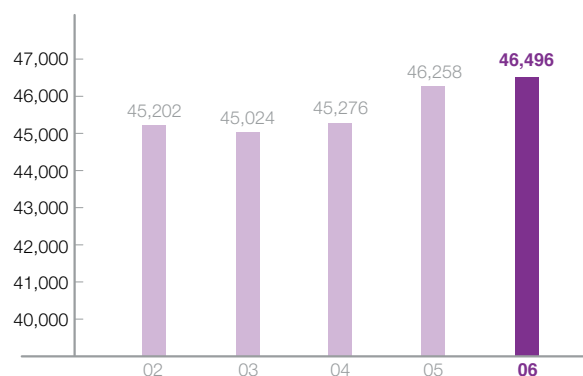
Financial Highlights

HK\$ million	2006	2005	2004	2003	2002
Turnover	12,181	11,622	11,407	11,250	11,605
Profit attributable to shareholders	6,842	8,562	6,256	6,000	6,533
Dividends	3,948	4,952	3,778	3,650	3,650
Fixed assets	46,496	46,258	45,276	45,024	45,202
Shareholders' funds	44,085	41,685	37,572	35,061	32,337
HK\$					
Earnings per share	3.21	4.01	2.93	2.81	3.06
Dividends per share					
Ordinary	1.85	1.59	1.77	1.71	1.71
Special	–	0.73	–	–	–

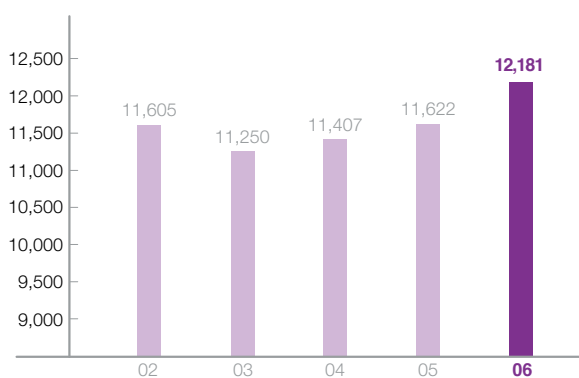
Profit Attributable to Shareholders (HK\$ million)



Fixed Assets (HK\$ million)



Turnover (HK\$ million)



Dividends Per Share (HK\$)

