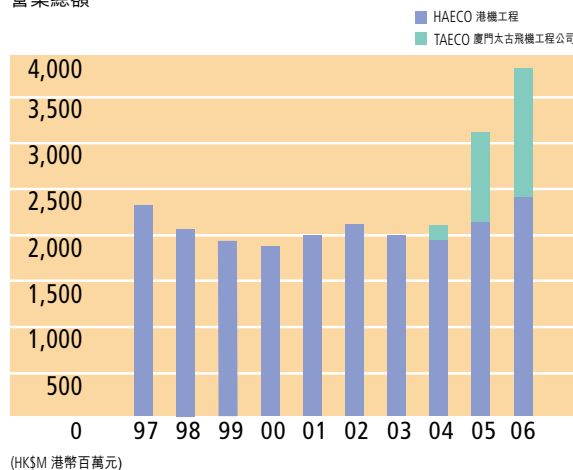


TEN YEAR FINANCIAL SUMMARY

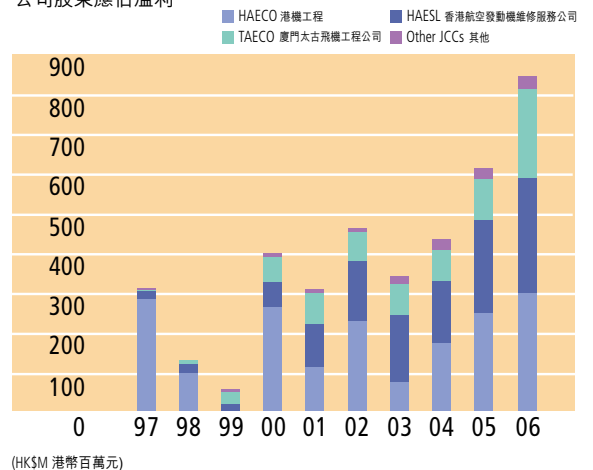
十年財務概要

	1997	1998	1999	2000	2001
<i>(in HK\$ Million)</i>					
Turnover	2,315	2,064	1,938	1,874	1,983
Net operating profit	323	117	–	262	127
Share of after-tax results of jointly controlled companies	40	43	61	134	197
Profit attributable to the Company's shareholders	320	146	59	400	312
Dividends	148	111	81	106	108
Net assets employed:					
Non-current assets	1,057	1,895	1,773	1,708	1,636
Net current assets	596	338	760	908	1,076
Net cash equivalents	889	429	89	8	113
Less: non-current liabilities	–	(116)	(113)	(110)	(107)
	2,542	2,546	2,509	2,514	2,718
Financed by:					
Equity attributable to the Company's shareholders	2,537	2,541	2,504	2,509	2,713
Minority interests	5	5	5	5	5
	2,542	2,546	2,509	2,514	2,718
<i>(in HK\$)</i>					
Results per share:					
Earnings attributable to the Company's shareholders	1.73	0.79	0.32	2.40	1.87
Interim and final dividends	0.60	0.44	0.57	0.61	0.65
Special dividend	–	–	–	–	–
Equity attributable to the Company's shareholders	13.70	13.72	13.53	15.02	16.30
Interim and final dividend cover – times	2.16	1.31	0.73	3.79	2.88
Number of staff:					
HAECO	4,587	4,339	3,561	3,460	3,445
TAECO	927	1,105	1,390	1,614	1,792
HAESL	571	523	558	621	668
Jointly controlled companies in which HAECO and TAECO own at least 20%	98	108	258	281	316
	6,183	6,075	5,767	5,976	6,221

Turnover
營業總額



Profit attributable to the Company's shareholders
公司股東應佔溢利

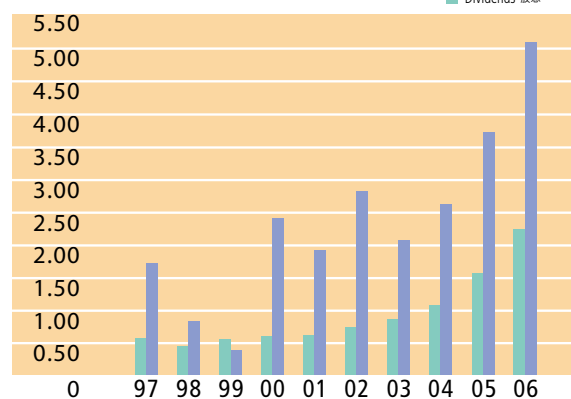


2002	2003	2004	2005	2006	
2,118	1,992	2,134	3,121	3,844	(港幣百萬元) 營業總額
276	104	219	508	779	營業淨溢利
227	263	256	267	330	應佔共控公司除稅後業績
465	345	438	618	847	公司股東應佔溢利
539	306	181	266	790	股息
1,597	1,513	3,229	3,495	4,063	所用資產淨值：
1,214	1,167	113	131	63	非流動資產
475	408	527	791	559	流動資產淨值
(104)	(100)	(265)	(319)	(338)	現金等價物淨值
3,182	2,988	3,604	4,098	4,347	減：非流動負債
3,177	2,983	3,109	3,512	3,665	資本來源：
5	5	495	586	682	公司股東應佔權益
3,182	2,988	3,604	4,098	4,347	少數股東權益
2.80	2.07	2.63	3.72	5.09	(港元) 每股業績：
0.74	0.84	1.09	1.60	2.25	公司股東應佔盈利
2.50	1.00	—	—	2.50	中期及末期股息
19.10	17.93	18.69	21.12	22.04	特別股息
					公司股東應佔權益
3.78	2.46	2.42	2.32	2.26	盈利對中期及末期股息比率倍數
3,399	3,297	3,343	3,757	4,356	員工數目：
1,870	1,927	2,250	2,945	4,098	港機工程
683	678	689	750	805	廈門太古飛機工程公司
					香港航空發動機維修服務公司
362	499	599	731	859	港機工程及廈門太古飛機工程公司
6,314	6,401	6,881	8,183	10,118	擁有至少兩成權益的共控公司

Earnings attributable to the Company's shareholders and interim & final dividends per share

公司股東應佔每股盈利和每股中期及末期股息

Earnings 盈利
Dividends 股息

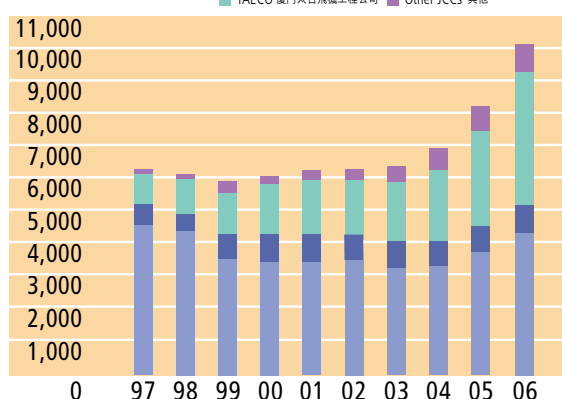


(HK\$ 港元)

Number of staff

員工數目

HAECO 港機工程
TAEACO 廈門太古飛機工程公司
HAESL 香港航空發動機維修服務公司
Other JCCs 其他



Interior view of HAECO's new hangar 2 with aircraft under going heavy maintenance checks.
攝於港機工程新建的第二機庫內，機庫正進行大型維修檢查。

