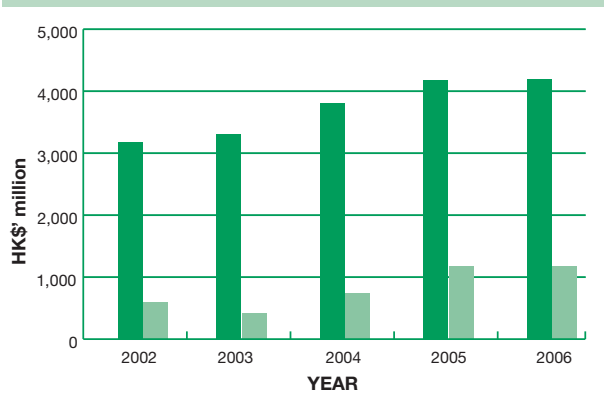


## FIVE-YEAR FINANCIAL REVIEW

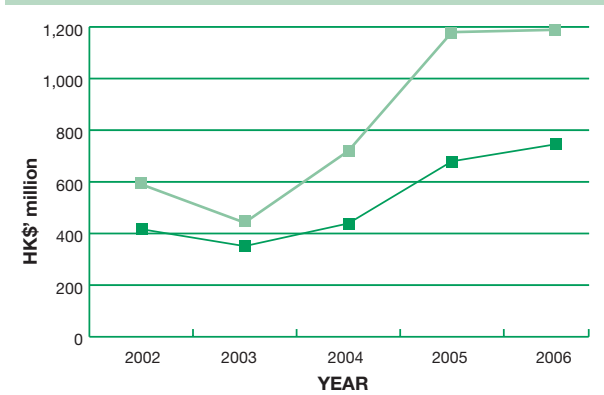
	2006 HK\$'mil	2005 HK\$'mil	2004 HK\$'mil	2003 HK\$'mil	2002 HK\$'mil
Turnover	4,201	4,177	3,817	3,311	3,162
Profit before income tax	1,436	1,420	902	485	684
Income tax expense	247	232	152	25	90
Profit attributable to equity holders of the Company	1,189	1,180	719	441	590
Earnings per share	HK\$2.71	HK\$2.69	HK\$1.64	HK\$1.01	HK\$1.35
Property, plant and equipment	1,731	1,896	2,050	2,167	1,998
Leasehold land	184	188	193	198	168
Intangible assets	162	161	55	63	–
Interest in associates	150	246	280	238	26
Other non-current assets	32	31	56	64	97
Current assets	3,428	2,800	2,200	1,988	2,009
Current liabilities	(676)	(749)	(855)	(1,112)	(905)
	5,011	4,573	3,979	3,606	3,393
Share capital	22	22	22	22	22
Reserves	4,823	4,360	3,649	3,274	3,252
Shareholders' funds	4,845	4,382	3,671	3,296	3,274
Minority interest	23	23	117	84	–
Non-current liabilities	143	168	191	226	119
	5,011	4,573	3,979	3,606	3,393

Figures for 2002 to 2005 have been restated following the adoption of revised HKAS17 and also to align with current year presentation.

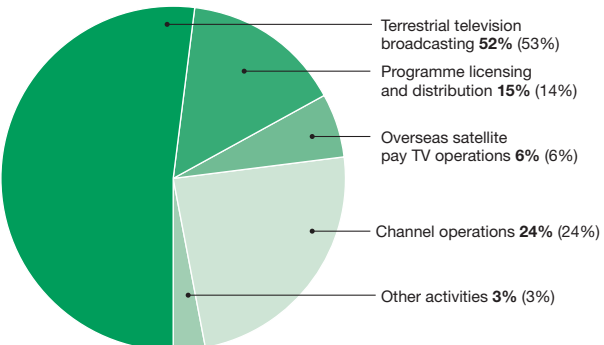
### Turnover & Profit Attributable to Equity Holders of the Company



### Dividends & Earnings

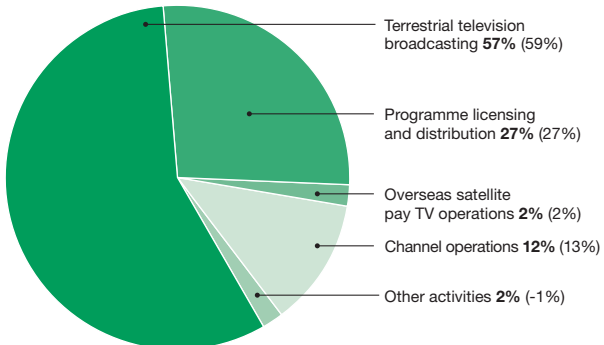


### Turnover by Business Segment 2006



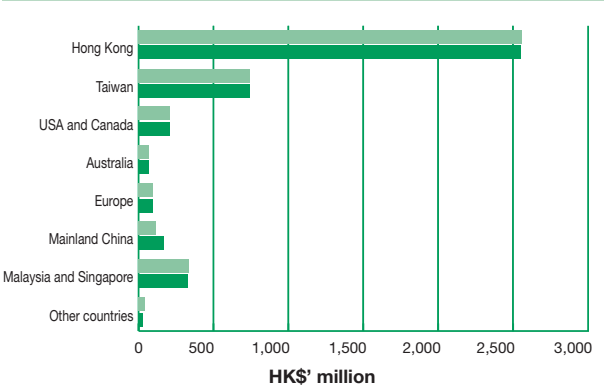
% relating to 2005 are shown in brackets

### Segment Results by Business Segment 2006



% relating to 2005 are shown in brackets

### Turnover by Geographical Segment



### Segment Results by Geographical Segment

