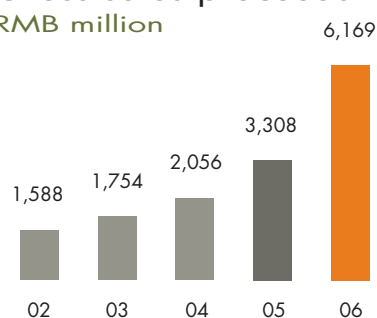


Financial Highlights

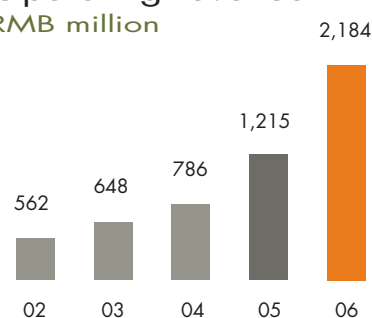
Operating Result (RMB'000)	2002	2003	2004	2005	2006	Change (%)
Gross sales proceeds ¹	1,588,288	1,754,262	2,055,875	3,307,969	6,168,718	86.5%
Operating revenue	561,834	647,773	785,543	1,214,658	2,184,034	79.8%
Profit from operations	128,257	177,970	249,457	397,193	707,913	78.2%
Net profit	73,316	108,913	161,939	274,324	513,154	87.1%
Net profit attributable to the Group	67,342	99,911	152,771	248,012	460,761	85.8%
Basic earnings per share (RMB) ²	0.15	0.23	0.35	0.55	0.83	50.9%
Interim dividends per share	-	-	-	-	0.15	-
Final dividends per share ³	-	-	-	0.26	0.27	3.8%
Full year dividends per share	-	-	-	0.26	0.42	61.5%

Gross sales proceeds
RMB million



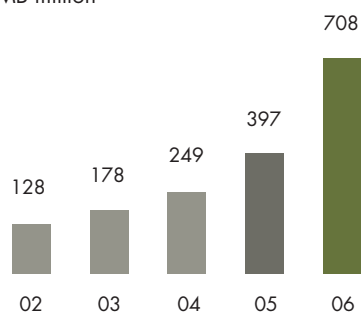
2006 Growth%: 86.5%
Five-year CAGR: 40.4%

Operating revenue
RMB million



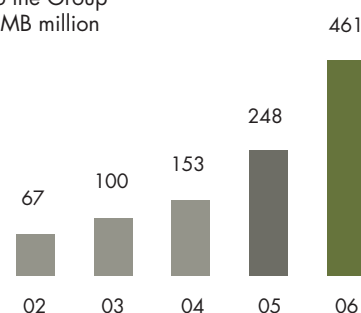
2006 Growth%: 79.8%
Five-year CAGR: 40.4%

Profit from operations
RMB million



2006 Growth%: 78.3%
Five-year CAGR: 53.3%

Net profit attributable
to the Group
RMB million



2006 Growth%: 85.9%
Five-year CAGR: 61.7%

Financial Highlights

Balance sheet summary (RMB'000)	2002	2003	2004	2005	2006
Non current assets	678,783	661,390	638,493	837,724	3,815,228
Current assets	576,030	741,067	890,411	2,413,174	3,659,251
Total assets	1,254,813	1,402,457	1,528,904	3,250,898	7,474,479
Current liabilities	673,226	742,680	700,293	1,173,936	1,680,119
Non current liabilities	111,964	107,627	106,311	203,636	3,474,877
Net assets	469,623	552,150	722,300	1,873,326	2,319,483
Represented by					
Owners' equity	412,699	498,093	655,983	1,780,880	2,227,587
Minority interests	56,924	54,057	66,317	92,446	91,896
Total equity	469,623	552,150	722,300	1,873,326	2,319,483

Notes:

1. Gross Sales proceeds represent the sum of sales proceeds from direct sales and concessionaire sales, income from providing consultancy and management services, rental income and other operating revenues.
2. The calculation of basic earnings per share for the year ended 31 December 2005 is based on the net profit attributable to equity holders of the Group for the year ended 31 December 2005 of approximately RMB248,012,000 and the weighted average of approximately 451,278,904 shares in issue during the year on the assumption that the 441,600,000 shares issued to the parent company pursuant to the Re-organisation had been in issue throughout the year ended 31 December 2005, and as adjusted to reflect the new issue of 110,400,000 shares by way of public offering in issue on 30 November 2005.
3. The Company was incorporated on 3 August 2005 and accordingly, no dividend has been declared or paid by the Company for the years 2002 to 2004.