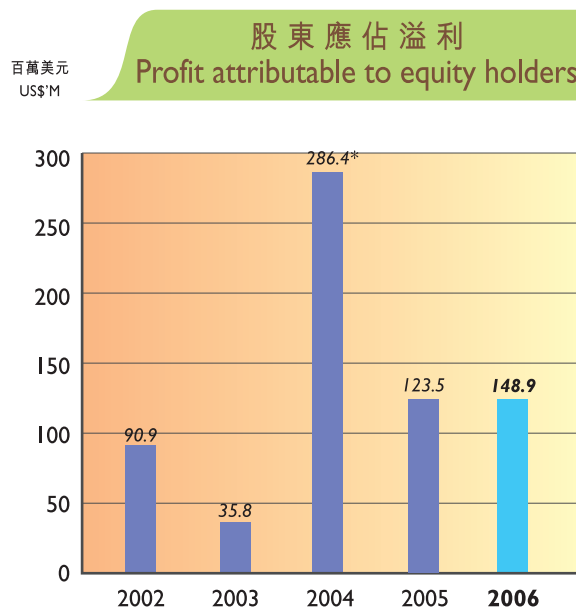
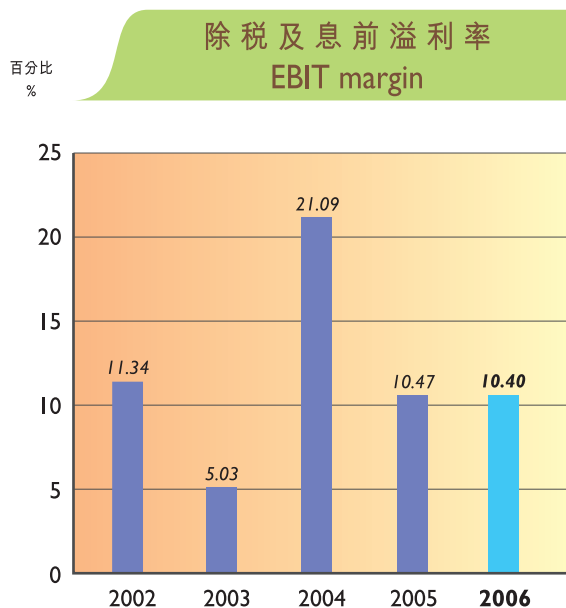




財務要點 Financial Highlights




* 含出讓附屬公司部份權益之特殊收益為273百萬美元

* Include US\$273 million capital gain from the disposal of partial interests in subsidiaries

主要財務數據

Major Financial Data

		2006	年度變動 Year on Year change
營業額/千美元	Turnover/US\$'000	2,331,733	+26.3%
EBITDA/千美元(邊際率)	EBITDA/US\$'000 (margin)	353,032 (15.14%)	+21.2%
經營溢利/千美元(邊際率)	Operating profit/US\$'000 (margin)	240,727 (10.32%)	+27.4%
本公司股東應佔溢利/千美元(邊際率)	Profit attributable to equity holders of the Company/US\$'000 (margin)	148,925 (6.39%)	+20.6%
每股溢利/美仙	EPS/US cents	2.66	+20.4%
總資產報酬率(EBIT相對於平均總資產)	ROA (EBIT to average total assets)	14.31%	+1.2ppt
本公司股東報酬率(本公司股東應佔溢利相對於其平均淨資產)	ROE (Profit attributable to equity holders of the Company to average net assets)	16.68%	+1.9ppt
經營活動所得現金淨額/千美元	Net cash from operating activities/US\$'000	397,808	+28.2%
製成品周轉期/天	Finished goods turnover/days	9.92	+3.3%
應收賬款周轉期/天	Trade receivables turnover/days	14.00	-9.3%
負債與資本比率/倍(淨借貸相對於股東權益)	Gearing ratio/times (Net debt to shareholders' equity)	0.11	不適用 N/A
負債比率/%(總負債相對於總資產)	Debt ratio/% (Total liabilities to total assets)	40.33%	+5.6ppt



超越巔峰
成就夢想

Create Another Summit
and Make Our Dreams
Come True



董事長 Chairman
魏應州 Wei Ing-Chou