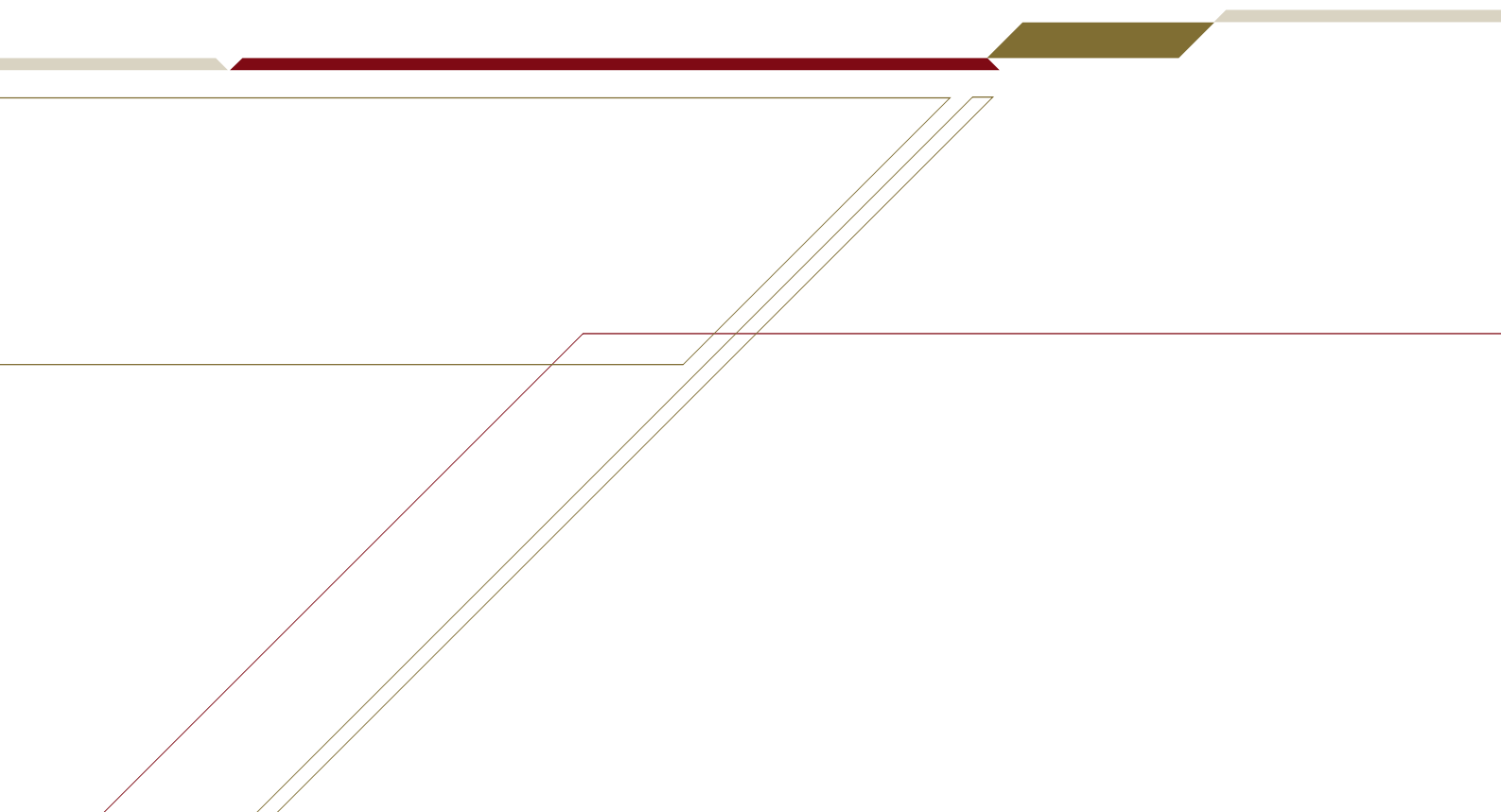


Die-castings are used in about one third of all finished manufactured products ranging from automobile engine and transmission parts; to home appliances and hardware tools; door handles and bathroom faucets; to toys and intricate components for computer and medical devices. Die-casting is a major manufacturing process of injecting molten metal into a steel die under pressure. The metal, either zinc, aluminium or magnesium, are held under pressure until it solidifies into a net shape metal part.

壓鑄可應用於約三分之一之生產製成品，包括汽車引擎及變速器零件、家居電器及五金工具、門把及浴室水龍頭、玩具、電腦零件及醫療裝置之精細部件。壓鑄是將熔液金屬透過壓力注入鋼鐵模具的主要生產過程。鋅、鋁或鎂等金屬保持受壓直至凝固成為所需形狀之金屬零件。





Financial Summary

財務概要

Financial Summary

財務概要

The following is a summary of the consolidated results and of the consolidated assets and liabilities of the Group for the last five financial years prepared on a basis as stated in the note below:

以下乃按下述附註的基準編製之本集團過去五個財政年度之綜合業績及綜合資產與負債之概要：

Consolidated Results

綜合業績

		Year ended 31st December 截至十二月三十一日止年度				
		2006	2005	2004	2003	2002
		HK\$'000	HK\$'000	HK\$'000	HK\$'000	HK\$'000
		千港元	千港元	千港元	千港元	千港元
Revenue	收益	5,522,422	3,143,009	2,438,382	1,390,325	1,160,189
Profit before income tax	除所得稅前溢利	470,994	244,540	137,570	43,930	26,060
Income tax expenses	所得稅開支	(82,431)	(42,160)	(24,597)	(8,134)	(4,432)
Profit for the year	年內本公司					
attributable to the equity	股權持有人					
holders of the Company	應佔溢利	388,563	202,380	112,973	35,796	21,628

Consolidated Assets and Liabilities

綜合資產及負債

		As at 31st December 於十二月三十一日				
		2006	2005	2004	2003	2002
		HK\$'000	HK\$'000	HK\$'000	HK\$'000	HK\$'000
		千港元	千港元	千港元	千港元	千港元
Total non-current assets	總非流動資產	20,042	13,523	64,915	59,954	57,811
Total current assets	總流動資產	1,731,298	682,647	463,074	285,869	197,185
Total assets	總資產	1,751,340	696,170	527,989	345,823	254,996
Total non-current liabilities	總非流動負債	2,015	1,626	34,659	52,364	58,204
Total current liabilities	總流動負債	434,961	343,323	259,489	172,591	111,720
Total liabilities	總負債	436,976	344,949	294,148	224,955	169,924
Net assets	資產淨值	1,314,364	351,221	233,841	120,868	85,072

Note:

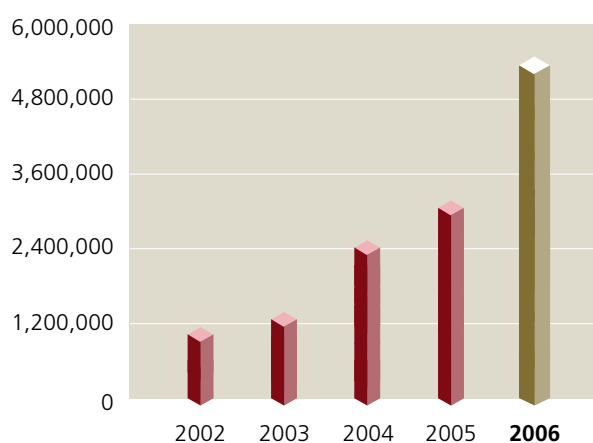
The summary of the consolidated results of the Group for each of the five financial years ended 31st December 2006 and the consolidated assets and liabilities of the Group as at the end of each of these five financial years were prepared as if the current group structure had been in existence throughout these financial years, or since the respective dates of incorporation of the Company and its subsidiaries, where this is a shorter period, in accordance with the basis of preparation as set out in note 1 to the financial statements.

附註：

本集團截至二零零六年十二月三十一日止之五個財政年度之綜合業績概要及於該五個財政年度末之綜合資產與負債概要乃根據財務報表附註1之編製基準編製。假設現有集團架構於該等財政年度全年或自本公司及其附屬公司各自成立日起已存在（較短期間）。

Revenue 收益

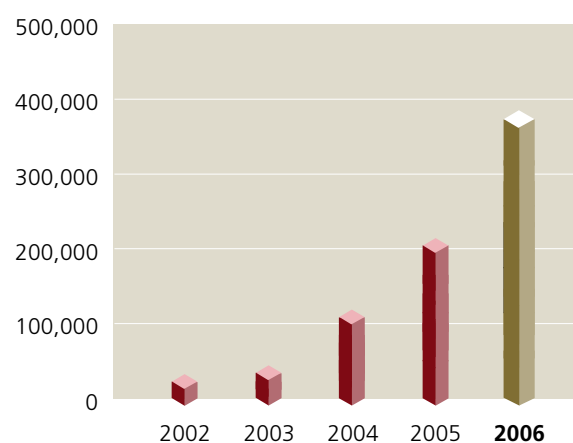
(HK\$'000) (千港元)



Profit Attributable to the Equity Holders of the Company

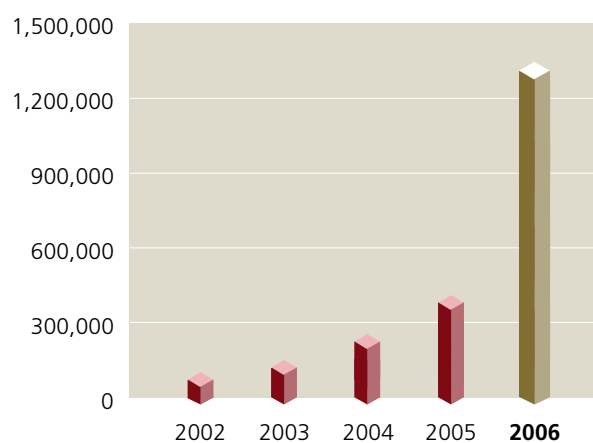
本公司股權持有人應佔溢利

(HK\$'000) (千港元)



Net Assets 資產淨額

(HK\$'000) (千港元)



Total Assets 總資產

(HK\$'000) (千港元)

