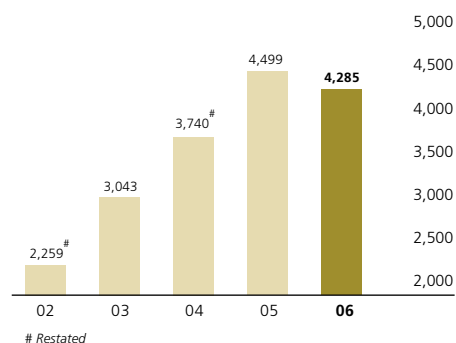


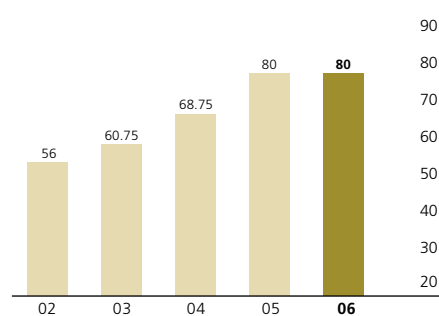
# Financial Highlights

	2006 HK\$ Million	2005 HK\$ Million (Restated)
<b>Results</b>		
Turnover	<b>13,364</b>	12,543
Operating profit before depreciation, amortisation, interest and tax	<b>7,737</b>	7,209
Profit before attributable revaluation surplus	<b>4,285</b>	4,499
Profit attributable to shareholders	<b>10,757</b>	13,888
Earnings per share	<b>HK\$4.39</b>	HK\$5.67
Dividend per share	<b>80 cents</b>	80 cents
<b>Financial Position</b>		
Total assets	<b>119,277</b>	104,492
Net debt	<b>16,901</b>	16,050
Shareholders' equity	<b>75,162</b>	65,374
Net asset value per share	<b>HK\$30.70</b>	HK\$26.71
Net debt to total assets (excluding cash)	<b>14.6%</b>	15.7%
Net debt to shareholders' equity	<b>22.5%</b>	24.6%

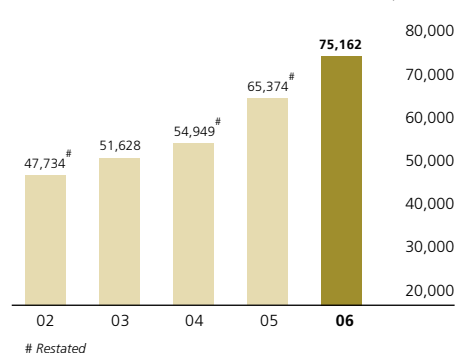
**Group Profit to Shareholders**  
(before attributable revaluation surplus) HK\$ Million



**Dividend Per Share** HK Cents



**Shareholders' Equity** HK\$ Million



**Net Asset Value Per Share** HK\$

