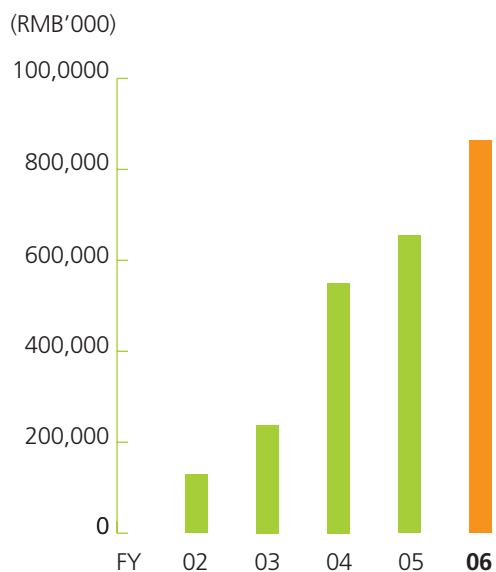


FINANCIAL HIGHLIGHTS

	As at 31 December				2006 RMB'000
	2002 RMB'000	2003 RMB'000	2004 RMB'000	2005 RMB'000	
Assets and Liabilities					
Non-current assets	203,151	268,953	493,999	900,402	961,574
Net-current (liabilities)/assets	(47,355)	68,599	(147,124)	47,791	(180,086)
Non-current liabilities	(38,000)	(159,355)	(145,487)	(263,402)	(60,880)
	117,796	178,197	201,388	684,791	720,608
Share capital	–	–	–	12,715	12,715
Reserves	117,256	177,429	200,506	670,542	706,201
Equity attributable to the equity holders of the parent	117,256	177,429	200,506	683,257	718,916
Minority interests	540	768	882	1,534	1,692
Total equity	117,796	178,197	201,388	684,791	720,608
	For the year ended 31 December				2006 RMB'000
	2002 RMB'000	2003 RMB'000	2004 RMB'000	2005 RMB'000	
Operating results					
Turnover	129,488	238,164	550,323	653,953	863,675
Profit before taxation	20,949	51,841	108,471	123,623	67,225
Income tax expense	–	–	–	(281)	(1,195)
Profit for the year	20,949	51,841	108,471	123,342	66,030
Profit attributable to equity holders of the parent	20,850	51,597	107,961	122,690	65,754
Minority interests	99	244	510	652	276
	20,949	51,841	108,471	123,342	66,030

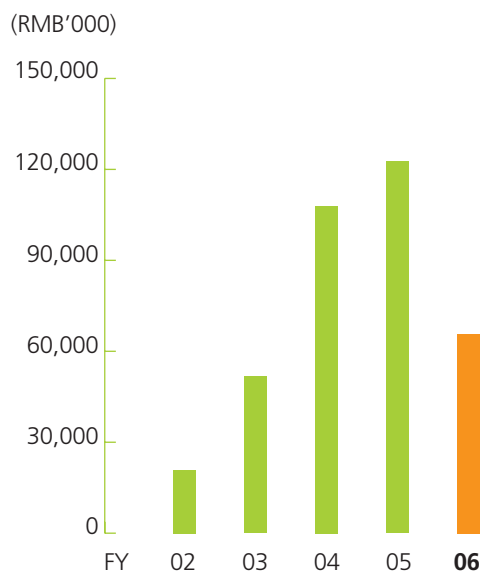
Turnover

for the year ended 31 December



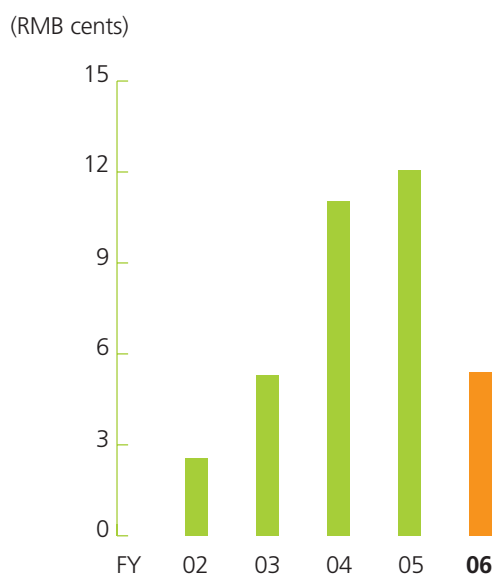
Profit Attributable to Equity Holders of the Parent

for the year ended 31 December

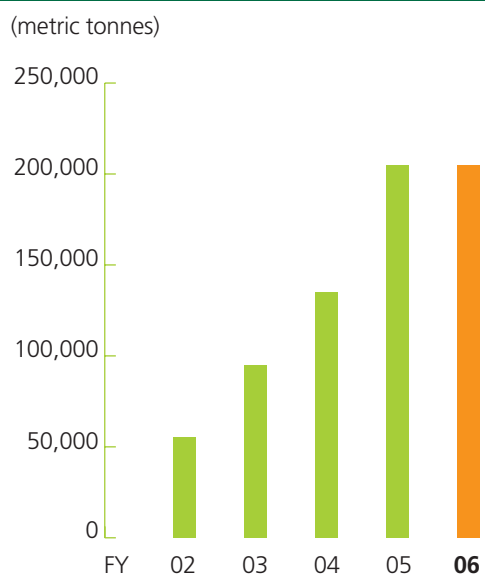


Basic Earnings per share

for the year ended 31 December



Production Capacity of Juice Concentrate





High
Quality
Low Cost

