

Financial and Operating Highlights

(Amounts expressed in millions of Rmb)

CONSOLIDATED INCOME STATEMENTS

For the year ended 31 December	2002	2003	2004	2005	2006
Net operating revenue	8,018	9,951	13,584	17,994	24,835
Profit before taxation	2,010	2,858	3,663	3,863	4,664
Taxation	(672)	(989)	(919)	(813)	(1,081)
Profit for the year	1,338	1,869	2,744	3,050	3,583
Attributable to:					
– Equity holders of the Company	1,405	1,812	2,293	2,351	2,778
– Minority interests	(67)	57	451	699	805

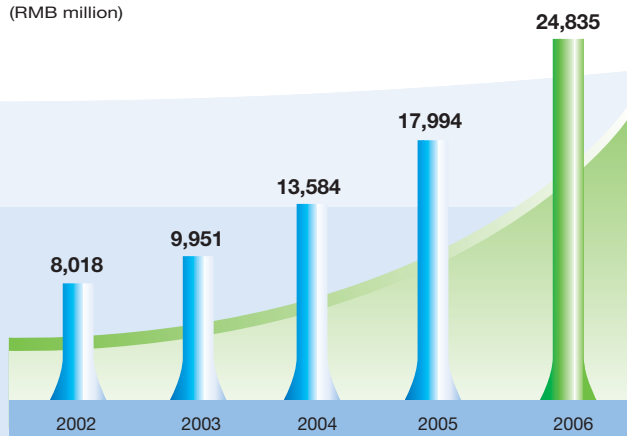
Note: No analysis of turnover by geographical location has been prepared as 100% of turnover comes from the PRC, and no contribution to profit from any of the geographical location is substantially out of line with normal ratio of profit to turnover.

CONSOLIDATED BALANCE SHEET

As at 31 December	2002	2003	2004	2005	2006
Total assets	26,820	35,544	49,475	64,536	90,711
Total liabilities	(11,533)	(18,582)	(30,396)	(43,807)	(63,510)
Minority interests	(908)	(1,241)	(1,969)	(2,404)	(3,305)
Shareholders' equity	14,379	15,721	17,110	18,325	23,896

Consolidated Operating Revenue

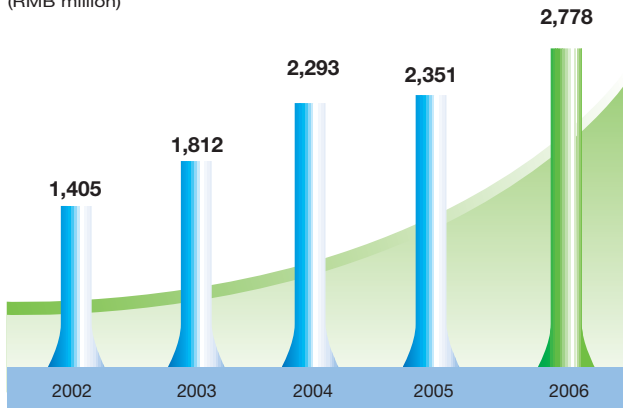
(RMB million)



For the year ended 31 December

Consolidated Profit Attributable to Equity Holders of the Company

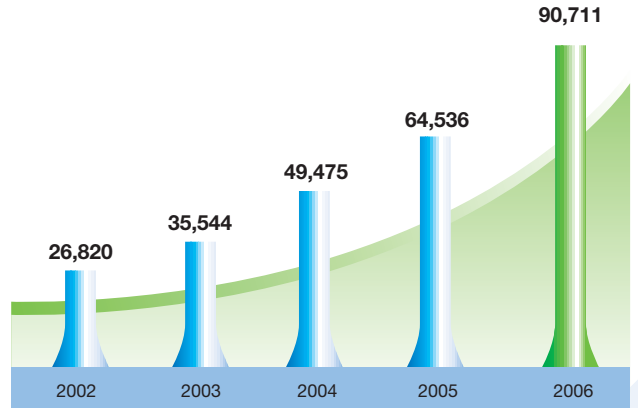
(RMB million)



For the year ended 31 December

Total Consolidated Assets

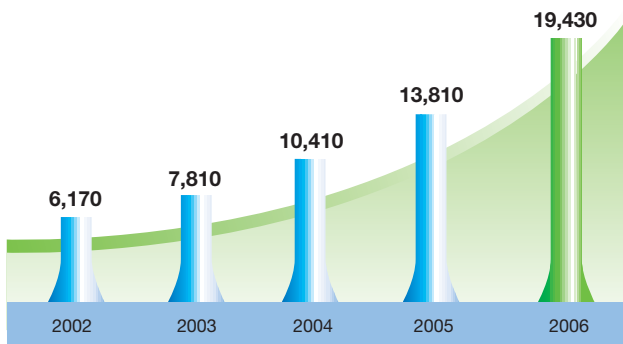
(RMB million)



As at 31 December

Total Installed Capacity

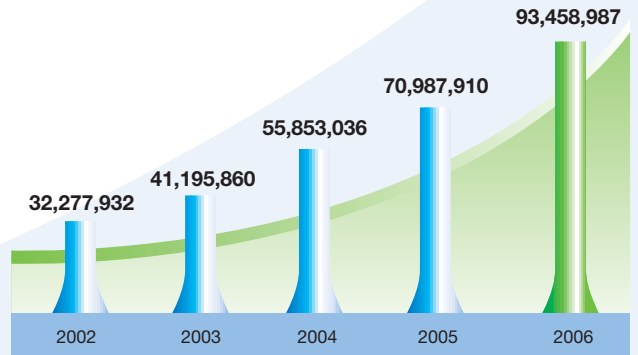
(MW)



As at 31 December

Gross Generation

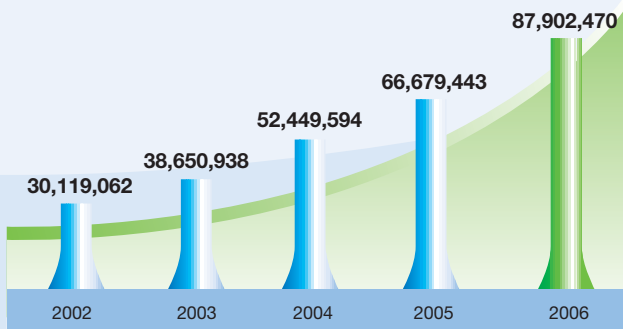
(MWh)



For the year ended 31 December

On-grid Generation

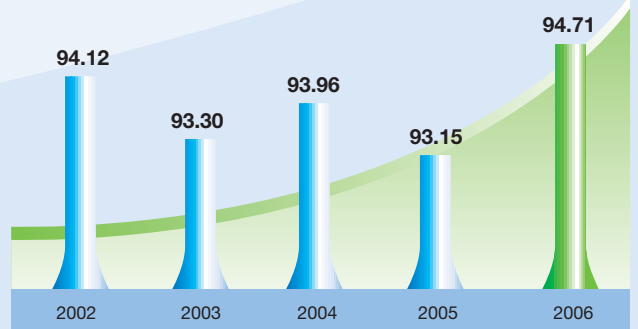
(MWh)



For the year ended 31 December

Equivalent Availability Factor

(%)



For the year ended 31 December