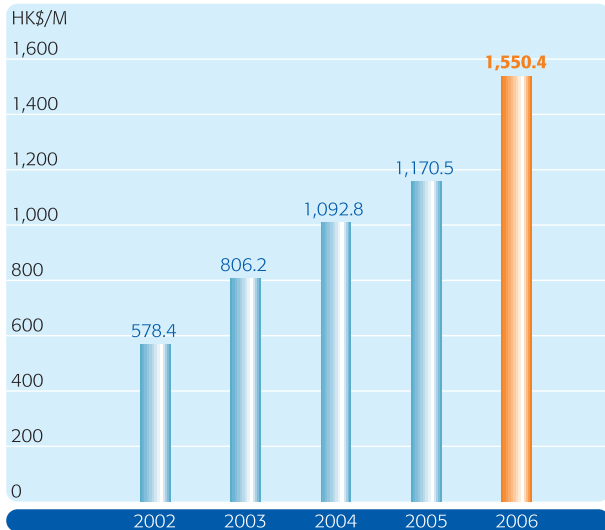
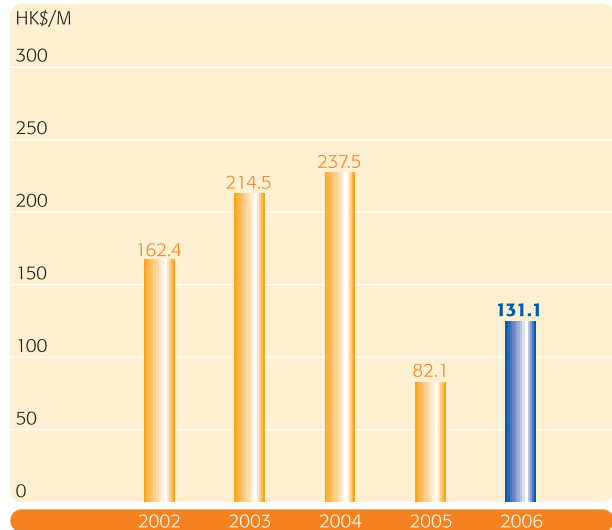


Financial Summary

Revenue

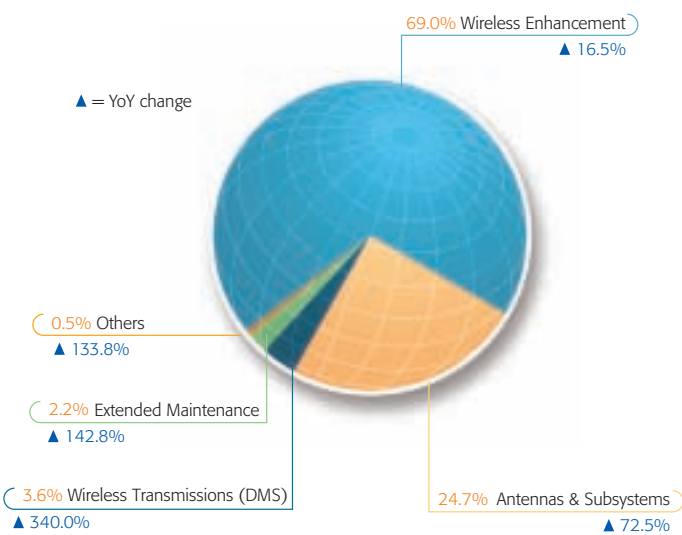


Profit Attributable to Shareholders



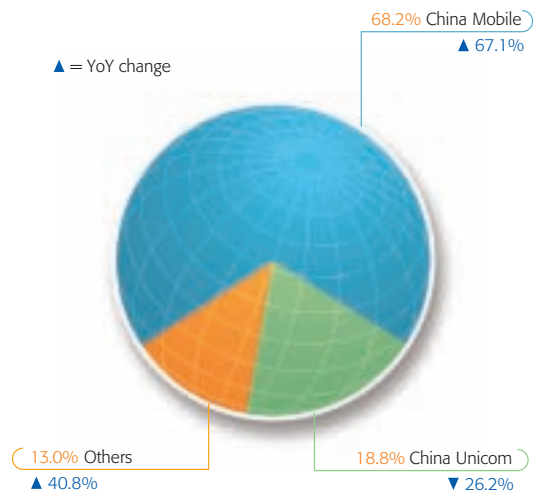
Revenue Breakdown by Businesses

2006



Revenue Breakdown by Customers

2006



Financial Summary

For the year ended 31 December	2006 HK\$'000	2005 HK\$'000	Change
Revenue	1,550,441	1,170,515	+32.5%
Gross profit	586,540	474,326	+23.7%
Profit attributable to shareholders	131,140	82,089	+59.8%
Basic EPS (HK cents)	15.69	9.86	+59.1%
Final dividend per share (HK cents)	4.5	3.0	+50.0%

Key Financial Figures

As at 31 December	2006 HK\$'000	2005 HK\$'000
Total assets	2,416,552	2,182,236
Net assets	1,406,859	1,195,315
Cash and bank balances	494,846	492,414
Current ratio	2.1X	2.0X
A/R turnover days	172	174
A/P turnover days	162	170
Inventory turnover days	225	286
Return on average equity	10.1%	7.2%
Gearing ratio	6.3%	14.0%