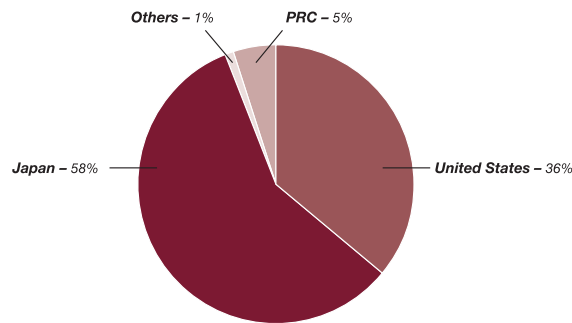
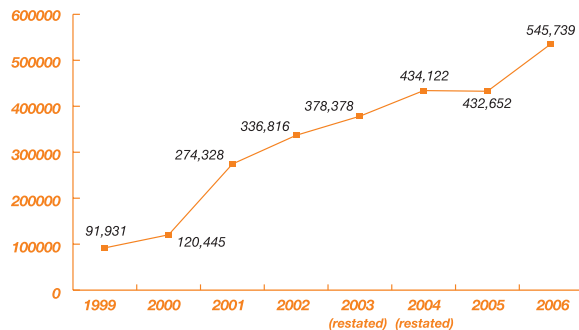


FINANCIAL HIGHLIGHTS

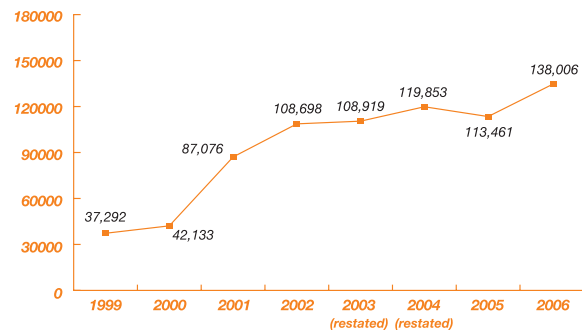
Turnover Breakdown by Countries



Turnover (RMB'000)



Net Profit (RMB'000)



	2006 RMB'000	2005 RMB'000
Turnover	545,739	432,652
Gross profit	248,527	200,792
Profit attributable to shareholders	138,006	113,461
Basic earnings per share (cents)	RMB14.8	RMB12.4
Capital expenditure incurred	108,126	3,116
Gearing ratio	29%	12%
Account receivables turnover (days)	97	57
Inventory turnover (days)	33	45
Annual production volume (tonnes)	13,968	11,105