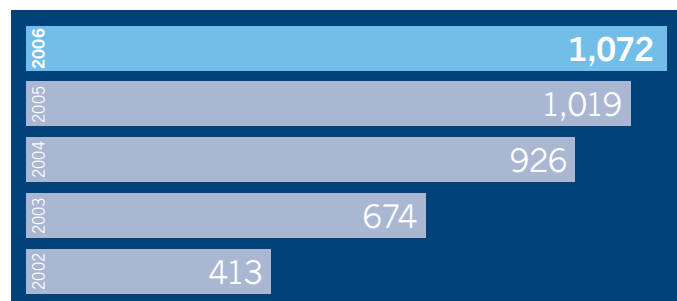


# Financial Highlights

	2006 HK\$ m	2005 HK\$ m	2006 US\$ m	2005 US\$ m	Changes %
<b>Operations</b>					
Turnover	21,823	22,358	2,798	2,866	-2.39
Gross profit	6,893	6,942	884	890	-0.71
EBITDA	2,098	1,989	269	255	+5.49
Profit attributable to equity holders of the parent	1,072	1,019	137	131	+5.19
Basic earnings per share (HK/US cents)	73.18	73.53	9.38	9.43	-0.48
Dividend per share (HK/US cents)	19.10	18.60	2.45	2.38	+2.69
<b>Financial position at year end</b>					
Total assets	21,320	20,375	2,733	2,612	+4.64
Net current assets	5,642	4,839	723	620	+16.60
Equity attributable to equity holders of the parent	6,997	6,112	897	784	+14.47
Capital expenditure	473	597	61	77	-20.73
Net book value per share (HK\$/US\$)	4.78	4.18	0.61	0.54	+14.35

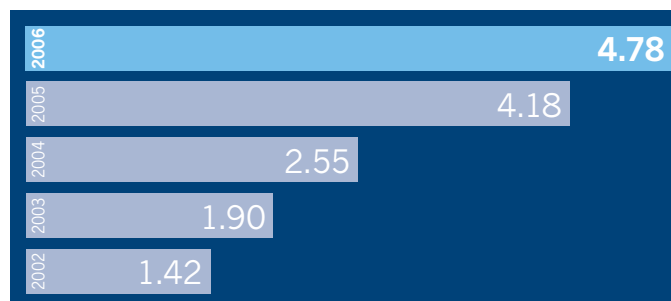
## Profit Attributable to Equity Holders of the Parent

HK\$ million



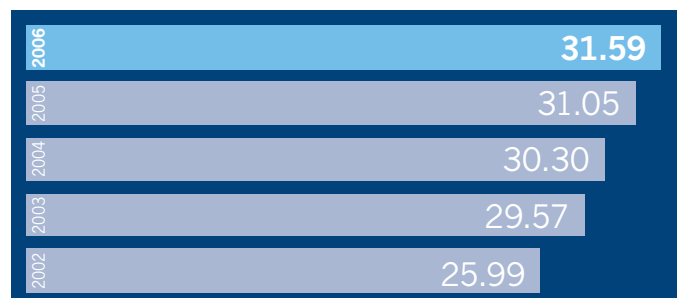
## Net Book Value per Share

HK\$



## Gross Margin

%



## EBITDA Margin

%

