

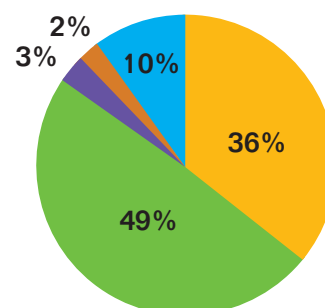
Financial Highlights

	Nine months ended 31 December 2006 HK\$ million	Year ended 31 March 2006 HK\$ million	% increase
Turnover	1,680.4	1,400.2	+ 20%
Profit before taxation	636.2	364.2	+ 75%
Profit attributable to equity holders of the Company	602.1	314.8	+ 91%
	HK\$	HK\$	
Basic earnings per share	2.17	1.16	+ 87%
Dividend per share	0.70	0.37	+ 89%

Assets Employed

at 31 December 2006

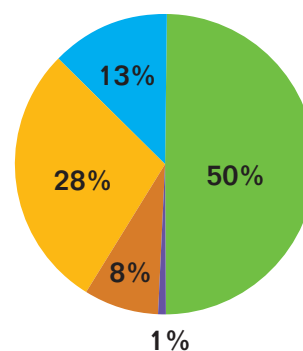
- Interests in jointly controlled entities
- Available-for-sale investments
- Bank balances and cash
- Other non-current assets
- Other current assets



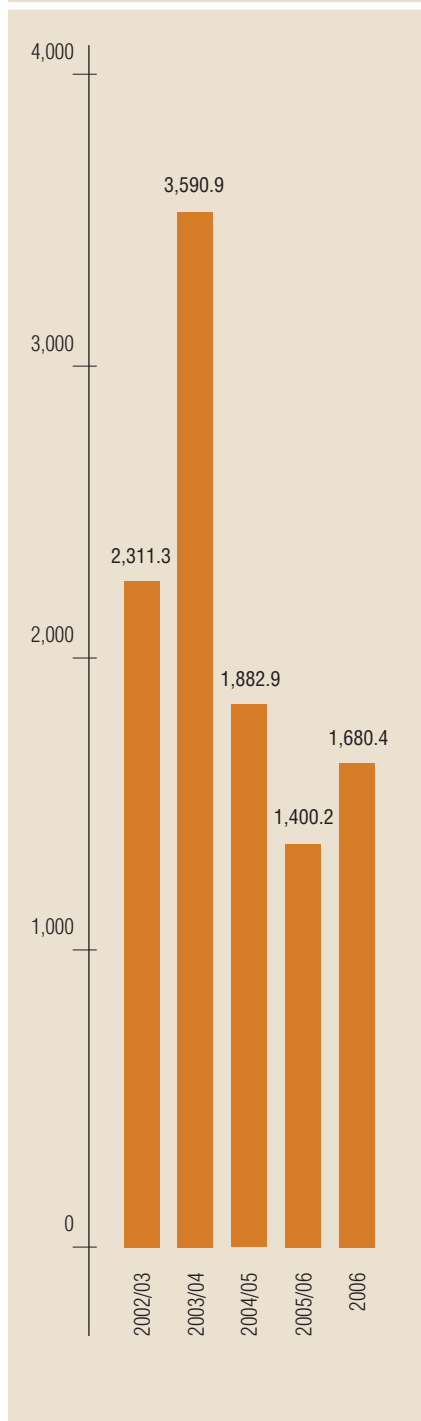
Capital and Liabilities

at 31 December 2006

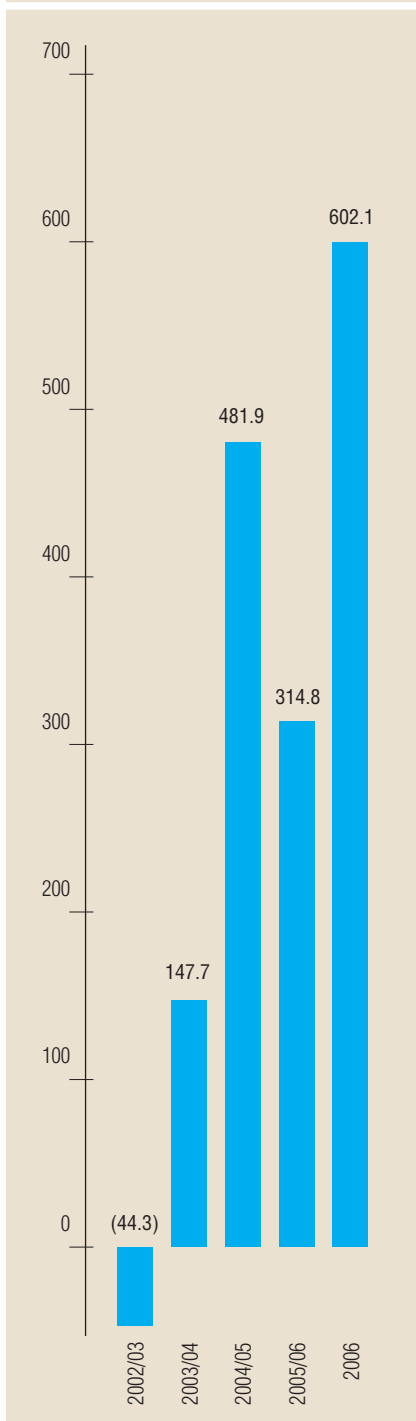
- Capital and reserves
- Minority interests
- Convertible bonds
- Bank borrowings
- Other current liabilities



Turnover
HK\$ million



**Profit (Loss)
Attributable to Equity
Holders of the Company**
HK\$ million



**Equity Attributable to
Equity Holders
of the Company**
HK\$ million

